



2018 Consolidated Annual Performance Evaluation Report (CAPER)

## CR-05 - Goals and Outcomes

### Progress the jurisdiction has made in carrying out its strategic plan and its action plan. 91.520(a)

This could be an overview that includes major initiatives and highlights that were proposed and executed throughout the program year.

The City of Roswell received notice of its Program Year 2018 Community Development Block Grant (CDBG) award in the amount of \$466,485 on May 1, 2018. On June 25, 2018 the Mayor and City Council approved 2018 CDBG allocations to 11 different projects including 10 projects for local nonprofits. The City submitted its 2018 Consolidated Annual Action Plan (AAP) in July 2018. The plan was approved by HUD on August 22, 2018, and the City signed its grant agreement with HUD in September 2018. In the three months remaining in 2018, the City hired BluLynx Solutions to complete its HUD-required environmental reviews for each project, and established subaward agreements with 9 of its 10 subrecipients. All projects are currently progressing, but no projects had been completed as of December 31, 2018.

### Comparison of the proposed versus actual outcomes for each outcome measure submitted with the consolidated plan and explain, if applicable, why progress was not made toward meeting goals and objectives. 91.520(g)

Categories, priority levels, funding sources and amounts, outcomes/objectives, goal outcome indicators, units of measure, targets, actual outcomes/outputs, and percentage completed for each of the grantee's program year goals.

Goal	Category	Source / Amount	Indicator	Unit of Measure	Expected – Strategic Plan	Actual – Strategic Plan	Percent Complete	Expected – Program Year	Actual – Program Year	Percent Complete
Housing/services for homeless or at-risk	Affordable Housing Public Housing Homeless	CDBG: \$	Homelessness Prevention	Persons Assisted	8	0	0.00%	8	0	0.00%
Improve access to and quality of housing	Affordable Housing	CDBG: \$	Rental units rehabilitated	Household Housing Unit	41	0	0.00%	41	0	0.00%

Improve access to and quality of housing	Affordable Housing	CDBG: \$	Homeowner Housing Rehabilitated	Household Housing Unit	3	1	33.33%	3	1	33.33%
Provide Public Services	Non-Homeless Special Needs Non-Housing Community Development Public Services	CDBG: \$	Public service activities other than Low/Moderate Income Housing Benefit	Persons Assisted	42	0	0.00%	42	0	0.00%
Public Facility Improvements for Low-Mod Clientele	Non-Homeless Special Needs Non-Housing Community Development Public Facility	CDBG: \$	Public Facility or Infrastructure Activities other than Low/Moderate Income Housing Benefit	Persons Assisted	1400	0	0.00%	1400	0	0.00%

**Table 1 - Accomplishments – Program Year & Strategic Plan to Date**

**Assess how the jurisdiction’s use of funds, particularly CDBG, addresses the priorities and specific objectives identified in the plan, giving special attention to the highest priority activities identified.**

The City's first priority for PY2018 was to improve housing/services for homeless or at-risk persons. In 2018 the City allocated \$22,291 to The Drake House to replace HVAC's at its newly acquired Drake Village, which will have eight transitional housing units. This funds addressing this priority are anticipated to be expended by Summer 2019.

The City's second priority for PY2018 was to improve access to and quality of housing. In 2018 the City allocated \$207,625 to four projects. InCommunity, formerly known as Enable of Georgia, was allocated \$72,550 to rehab four homes for adults with special needs. Habitat for Humanity of North Central Georgia was allocated \$50,000 to repair three low-income houses for Roswell home owners. HomeStretch Housing Initiative of North Fulton was allocated \$43,875 to repair nine housing units for low-income families. Finally, the Roswell Housing Authority was allocated \$41,200 to make repairs and accessibility improvements to 28 units for low-income families. To-date, only Habitat was able to

complete a portion of its activity, which rehabilitated one house for two low to moderate income Roswell Seniors. All funds addressing this priority are anticipated to be expended by Summer 2019.

The City's third priority for PY2018 was to provide public services for low to moderate income persons. In 2018 the City allocated \$28,238 to two projects. Senior Services North Fulton was allocated \$20,000 to provide transportation services for 32 Roswell Seniors to and from medical appointments. The YMCA of Alpharetta was allocated \$8,238 to provide 10 elementary students with scholarships to afterschool programs at Roswell elementary schools. All funds addressing this priority are anticipated to be expended by Fall 2019.

The City's final priority was to improve public facilities for low to moderate income persons. In 2018 the City allocated \$115,034 to three projects. The Child Development Association was allocated \$30,000 to make security repairs to its teaching center for 240 low-income students. Easter Seals was allocated \$8,490 to make repairs and replace an outdated stove at its Mansell Center location. Finally, North Fulton Community Charities was allocated \$76,544 to expand its emergency assistance center which will benefit 1000 low-income or homeless persons in need. All funds addressing this priority are anticipated to be expended by Summer 2019.

## CR-10 - Racial and Ethnic composition of families assisted

Describe the families assisted (including the racial and ethnic status of families assisted).

91.520(a)

	<b>CDBG</b>
White	2
Black or African American	0
Asian	0
American Indian or American Native	0
Native Hawaiian or Other Pacific Islander	0
<b>Total</b>	<b>2</b>
Hispanic	0
Not Hispanic	0

**Table 2 – Table of assistance to racial and ethnic populations by source of funds**

### Narrative

No PY2018 projects had been fully completed by December 31, 2018. However, Habitat for Humanity was able to complete repairs for one low-income Roswell home owner, benefitting two Seniors.

**CR-15 - Resources and Investments 91.520(a)**

**Identify the resources made available**

Source of Funds	Source	Resources Made Available	Amount Expended During Program Year
CDBG	CDBG	466,485	
HOME	HOME		
HOPWA	HOPWA		
ESG	ESG		
Other	Other		

**Table 3 - Resources Made Available**

**Narrative**

No PY18 CDBG funds had been disbursed as of December 31, 2018

**Identify the geographic distribution and location of investments**

Target Area	Planned Percentage of Allocation	Actual Percentage of Allocation	Narrative Description
City-Wide	100		Priority Area

**Table 4 – Identify the geographic distribution and location of investments**

**Narrative**

The City allocates most of its CDBG funding to its nonprofits, and all of the City's nonprofits are not restricted to a specific geographic target area. The City has identified Census Tracts 114.05, 114.20, and 114.21 to have the most need and estimated its beneficiary percentages based on the locations and typical service areas of each nonprofit. Since no PY18 funds had been expended as of December 31, 2018, the City does not have actuals to compare at this time.

## Leveraging

**Explain how federal funds leveraged additional resources (private, state and local funds), including a description of how matching requirements were satisfied, as well as how any publicly owned land or property located within the jurisdiction that were used to address the needs identified in the plan.**

Most of the PY18 funding went to nonprofits which utilized the CDBG grant award to solicit supporting funds from private donors. No grant match was required, but all projects included cash or in-kind donations. No public land was utilized for these funds. The City also does not receive HOME funds directly from the federal government. It instead receives funds through its participation in the Georgia Urban County Consortium (GUCC), led by Cobb County.

## CR-20 - Affordable Housing 91.520(b)

Evaluation of the jurisdiction's progress in providing affordable housing, including the number and types of families served, the number of extremely low-income, low-income, moderate-income, and middle-income persons served.

	One-Year Goal	Actual
Number of Homeless households to be provided affordable housing units	8	0
Number of Non-Homeless households to be provided affordable housing units	40	1
Number of Special-Needs households to be provided affordable housing units	4	0
<b>Total</b>	<b>52</b>	<b>1</b>

Table 5 – Number of Households

	One-Year Goal	Actual
Number of households supported through Rental Assistance	0	0
Number of households supported through The Production of New Units	0	0
Number of households supported through Rehab of Existing Units	52	1
Number of households supported through Acquisition of Existing Units	0	0
<b>Total</b>	<b>52</b>	<b>1</b>

Table 6 – Number of Households Supported

**Discuss the difference between goals and outcomes and problems encountered in meeting these goals.**

As of December 31, 2018, no projects had been fully completed. However, Habitat for Humanity was able to rehabilitate one house for a low to moderate income Senior Roswell home-owner. HomeStretch, InCommunity, and the Roswell Housing Authority were waiting for spring to begin their rehab work.

**Discuss how these outcomes will impact future annual action plans.**



These outcomes are not anticipated to impact future annual plans.

**Include the number of extremely low-income, low-income, and moderate-income persons served by each activity where information on income by family size is required to determine the eligibility of the activity.**

<b>Number of Households Served</b>	<b>CDBG Actual</b>	<b>HOME Actual</b>
Extremely Low-income	0	0
Low-income	0	0
Moderate-income	1	0
<b>Total</b>	<b>1</b>	<b>0</b>

**Table 7 – Number of Households Served**

### **Narrative Information**

The family Habitat served with PY18 funds qualified as 51-80 percent of the area median income.

## **CR-25 - Homeless and Other Special Needs 91.220(d, e); 91.320(d, e); 91.520(c)**

**Evaluate the jurisdiction's progress in meeting its specific objectives for reducing and ending homelessness through:**

### **Reaching out to homeless persons (especially unsheltered persons) and assessing their individual needs**

The City allocated \$22,291 to The Drake House to replace eight HVAC's in its recently acquired Drake Village. The Drake Village will serve as transitional housing for homeless mothers and their families.

### **Addressing the emergency shelter and transitional housing needs of homeless persons**

Along with the funding to The Drake House, the City allocated \$43,875 to HomeStretch Housing Initiative of North Fulton, which often uses its low-income housing units for temporary transitional housing for homeless or at-risk families.

### **Helping low-income individuals and families avoid becoming homeless, especially extremely low-income individuals and families and those who are: likely to become homeless after being discharged from publicly funded institutions and systems of care (such as health care facilities, mental health facilities, foster care and other youth facilities, and corrections programs and institutions); and, receiving assistance from public or private agencies that address housing, health, social services, employment, education, or youth needs**

The City allocated \$76,544 to North Fulton Community Charities to expand its Emergency Assistance Center on Elkins Road. This project is anticipated to benefit 1000 persons that are either homeless or at-risk of being homeless.

### **Helping homeless persons (especially chronically homeless individuals and families, families with children, veterans and their families, and unaccompanied youth) make the transition to permanent housing and independent living, including shortening the period of time that individuals and families experience homelessness, facilitating access for homeless individuals and families to affordable housing units, and preventing individuals and families who were recently homeless from becoming homeless again**

The City supported and continues to support multiple organizations that address this need. The Drake House provides transitional housing for homeless mothers and families. Habitat for Humanity provides helps low-income families with home ownership. HomeStretch Housing Initiative of North Fulton also provides transitional housing and low-income housing through various programs. Additionally, North Fulton Community Charities provides emergency assistance to at-risk families to prevent them from becoming homeless.



## **CR-30 - Public Housing 91.220(h); 91.320(j)**

### **Actions taken to address the needs of public housing**

The City of Roswell does not own or operate any public housing organization. Instead, it supports the independent Housing Authority of the City of Roswell (RHA). In late 2014, the Housing Authority acquired a new property increasing its affordable housing stock from 103 to 131. The City has committed \$301,209 in CDBG funds to the Housing Authority over the last six years and \$100,000 in HOME funding through Cobb County. Additionally, the City has pledged \$1.9 million in infrastructure improvements to the area around the Housing Authority to assist with the development of the Veranda at Groveway Senior living complex which opened in 2017 and added more than 100 affordable units to its stock.

### **Actions taken to encourage public housing residents to become more involved in management and participate in homeownership**

The Housing Authority of the City of Roswell is a member of the North Fulton Housing and Homeless Continuum of Care and Roswell's Georgia Initiative for Community Housing team. Both of these groups include public housing residents and members of the Housing Authority's tenant council which work with City staff and nonprofit organizations like HomeStretch to identify opportunities and strategies to help low-income residents become homeowners.

### **Actions taken to provide assistance to troubled PHAs**

The city of Roswell does not have any troubled Public Housing Authorities.

## **CR-35 - Other Actions 91.220(j)-(k); 91.320(i)-(j)**

**Actions taken to remove or ameliorate the negative effects of public policies that serve as barriers to affordable housing such as land use controls, tax policies affecting land, zoning ordinances, building codes, fees and charges, growth limitations, and policies affecting the return on residential investment. 91.220 (j); 91.320 (i)**

On July 24, 2017 the Mayor and City Council adopted the City's new Analysis of Impediments to Fair Housing Choice (AI) Plan. The City hired Urban Design Ventures to help develop the plan. The AI required extensive outreach and input from community stakeholders and public officials. The City continues to champion the benefits of its new Unified Development Code (UDC)--a single ("unified") tool that addresses contemporary development and zoning practices in a format that is consistent and easily understood by administrators, developers, and community members.

### **Actions taken to address obstacles to meeting underserved needs. 91.220(k); 91.320(j)**

The City of Roswell does not operate any public facilities that meet underserved needs. However, the City provided PY18 funds to several of its nonprofits that provide health-related services. The City has supported Senior Services North Fulton's Transportation Options for Seniors (TOPS) program, which provides transportation and other assistance for Seniors to and from health care appointments. The City also supported Enable of Georgia, which provides housing and job placement for adults with special needs.

### **Actions taken to reduce lead-based paint hazards. 91.220(k); 91.320(j)**

The City follows its lead-based paint policy for each project, but it did not create a specific project for reducing lead-based paint hazards.

### **Actions taken to reduce the number of poverty-level families. 91.220(k); 91.320(j)**

The City assisted poverty-level families through its PY18 support of its nonprofit agencies. North Fulton Community Charities (NFCC) is one of the largest nonprofits in the area, and it serves hundreds of poverty-level families a day. Many of the families served by the Drake House and HomeStretch Housing Initiative of North Fulton are at or below the poverty level. All three organizations are members of the North Fulton Housing and Homeless Continuum of Care and offer extended educational services to help poverty-level families regain self-sufficiency.

### **Actions taken to develop institutional structure. 91.220(k); 91.320(j)**

The City has a long-established dedicated Grants Division that manages all federal, state, and local grants. In 2012, the City created a Grants Specialist position to oversee its first-year CDBG program as an entitlement community. The City maintains that position to date. The Grants Specialist directly reports

to the City's Grants Manager, who in-turn reports to the Deputy City Administrator. Grant policies and procedures have been established for all the necessary components of grant management and the City has a system of checks and balances in place to ensure accurate and efficient oversight. In 2017, the City's Grants Division established the Nonprofit Partnership Program (NPP) which includes providing research, training, and marketing for 15 local nonprofits. The NPP's formation lead to the City receiving an AmeriCorps grant in partnership with the YMCA and the StarHouse to provide afterschool tutoring for low-income children.

**Actions taken to enhance coordination between public and private housing and social service agencies. 91.220(k); 91.320(j)**

The City provided over \$1 million of support to the Roswell Housing Authority's Veranda at Groveway project which added 80 affordable units for Seniors to the City's housing stock. The Veranda was completed in 2017. Additionally, the City formed the Nonprofit Partnership Program with 15 nonprofits to provide technical services and support. Many of the 15 members are also recipients of CDBG funds.

**Identify actions taken to overcome the effects of any impediments identified in the jurisdictions analysis of impediments to fair housing choice. 91.520(a)**

On July 24, 2017, the City adopted a new Analysis of Impediments to Fair Housing Choice Plan. The City has incorporated that data into its 2018-2022 Consolidated Plan and will work to overcome those obstacles in the years ahead.

## **CR-40 - Monitoring 91.220 and 91.230**

**Describe the standards and procedures used to monitor activities carried out in furtherance of the plan and used to ensure long-term compliance with requirements of the programs involved, including minority business outreach and the comprehensive planning requirements**

The City conducted on-site monitoring for its subrecipients in conjunction with the signing of their 2018 subrecipient agreements. The City used the template provided by HUD in the Basically CDBG manual to review PY2017 projects for organization and completion of financial and beneficiary records as well as the use of appropriate policies and procedures. No subrecipients were found to be uncompliant. The same procedure will be followed in 2019 for review of PY2018 projects. Also, City staff has established close relationships with its subrecipients and regularly maintains project oversight through email, monthly progress reports, and frequent on-site meetings. The City maintains a MBE/WBE list that is consulted when applicable CDBG projects arise. It also continues to encourage the use of Section 3 business with subrecipient agreements and any related contracts pertaining to CDBG funds.

## **Citizen Participation Plan 91.105(d); 91.115(d)**

**Describe the efforts to provide citizens with reasonable notice and an opportunity to comment on performance reports.**

In compliance with the 15 day public review period for annual reports specified in the City's Citizen Participation Plan, a public comment period for the City's 2018 CAPER began on March 1, 2018 and ends on March 18, 2018. The City posted this information on the City website, on social media outlets, and in two newspapers. One newspaper ad was placed in English in the Roswell Neighbor. One other newspaper ad was placed in Spanish in the El Nuevo Georgia. Hard copies of the plan were made available at City Hall, the Roswell Housing Authority, the Roswell Public Library, and the East Roswell Public Library.

## **CR-45 - CDBG 91.520(c)**

**Specify the nature of, and reasons for, any changes in the jurisdiction's program objectives and indications of how the jurisdiction would change its programs as a result of its experiences.**

There were no changes to the City's program objectives.

**Does this Jurisdiction have any open Brownfields Economic Development Initiative (BEDI) grants?**

No

**[BEDI grantees] Describe accomplishments and program outcomes during the last year.**



**CR-45 - CDBG 91.520(c)**

**Specify the nature of, and reasons for, any changes in the jurisdiction's program objectives and indications of how the jurisdiction would change its programs as a result of its experiences.**

There were no changes to the City's program objectives.

**Does this Jurisdiction have any open Brownfields Economic Development Initiative (BEDI) grants?**

No

**[BEDI grantees] Describe accomplishments and program outcomes during the last year.**

# Attachment

## 2018 CAPER Ads

## **THE CITY OF ROSWELL SEEKS PUBLIC COMMENT ON ITS 2018 CONSOLIDATED ANNUAL PERFORMANCE EVALUATION REPORT**

The City of Roswell is seeking public comment on its 2018 Consolidated Annual Performance Evaluation Report (CAPER). The CAPER is an annual report that must be submitted to the United States Department of Housing and Urban Development (HUD) and describes the use of the City's entitlement funds for the Community Development Block Grant (CDBG) and HOME Investment Partnership Program (HOME) grant. The draft of this plan will be available to the public starting on Friday March 1<sup>st</sup>, 2019 on the City of Roswell's website, [www.roswellgov.com](http://www.roswellgov.com). Hard copies will also be available for review at Roswell City Hall, 38 Hill Street, Suite 115, Roswell, GA 30075; the Roswell Public Library, 115 Norcross Street, Roswell, GA 30075; the East Roswell Public Library, 2301 Holcomb Bridge Road, Roswell, GA 30076; and the Roswell Housing Authority, 199 Grove Way, Roswell, GA, 30075. Public comments may be submitted by email to [CDBG@roswellgov.com](mailto:CDBG@roswellgov.com) or in writing at suite 115 in City Hall. All public comments must be received no later than 5:00 p.m. on Monday March 18<sup>th</sup>, 2019.

Persons needing special accommodations should contact the City of Roswell Grants Division Office at City Hall. An interpreter is available upon request to assist persons with limited English proficiency. The City of Roswell does not discriminate on the basis of disability in the admission of, access to, or treatment of, or employment with the programs and activities described herein. Please contact Charles Alford, (770) 641-3847, [calford@roswellgov.com](mailto:calford@roswellgov.com), with any questions.

# MCBATH

From A1

At times on Saturday, McBeth fought back emotion while decrying government stagnation.

"When we are divided, our community stands in the wings waiting for us to take care of them and to preserve their lives and to make democracy work the way it's supposed to. Much be known as 'the loud music case.'

Davis's killer was sentenced to life in prison for the attack, which McBeth and others characterize as a case of racial profiling.

McBeth remembered Jordan as a leader among his friends, someone who may have been destined to

**Q: Are you getting used to things yet? This is your first week back?**  
A: Yeah, my first full week in my district because of the shutdown, we were always in Washington trying to make things right.

**Q: What are your thoughts on President Trump declaring a national emergency, and do you think he'll be successful in getting money for the wall?**

A: I think we need to go through the normal checks and balances, we need to let this branch of government work. ... I think we should go through the process, go through Congress, not circumvent Congress to really determine what's considered a real emergency."

## Q&A

in Washington. ... I thought she tried to give a call for unity, and it's important for all of us to participate in the Democratic process. It gives us a voice, and it lets the politicians she has to work with in Washington know we would like to see them move forward in the best interests of the people they represent."

elements, including, but not limited to American entrepreneurs. Children ages 4 and up are invited to climb two 65-foot towers and a 100-foot tower. Mandatory rules require participants to wear safety harnesses in this form.

Impressive, it also targets the tiny muscles around the blades which helps

Researchers develop a new technology that

# 'Pints and Perspectives' offers advice for first time home buyers

By Lindsay Moscarello @NeighborhoodLindsay

offer as little as 3 percent down options and VA loans have 0 percent down

## CITY OF ROSWELL COMMUNITY DEVELOPMENT BLOCK GRANT (CDBG) PROGRAM 2019 SOLICITATION FOR PROPOSALS

The City of Roswell will begin accepting applications for Community Development Block Grant (CDBG) funding for the 2019 Program Year on March 15th, 2019. The City estimates that its allocation amount from the U.S. Department of Housing and Urban Development (HUD) will be \$400,000. The City has allocated \$320,000 of that amount to the competitive grant application process referenced herein. The goal of the City of Roswell's CDBG program is to benefit low and moderate income persons (as defined by HUD) by providing decent housing and a suitable living environment as well as expanding economic opportunities for low income persons. Eligible activities range from housing rehabilitation to public services as well as economic development and infrastructure projects.

All proposed projects must qualify as an eligible activity (as defined by 24 CFR Part 570, Subpart C) AND meet one of the following national objectives: 1) primarily benefit low income persons; 2) be of an urgent and otherwise non-fundable need; or 3) prevent or eliminate slum/blight. However, because the City has not officially designated any slum or blight areas nor identified any urgent needs, only proposals that address the first national objective of "primarily benefiting low income persons" will be considered. Along with the national objectives, the Mayor and City Council have identified four funding priorities for the CDBG program: 1) Improve access to, and quality of housing; 2) Housing services for homeless or persons at-risk of being homeless; 3) Public facility improvements in low-income areas; and 4) Public services. The City has also decided to include an optional grant match to increase partnerships within the City and maximize the benefits of the CDBG funds. It is not a requirement for project requests to meet one of the Mayor and City Council's priorities or to include a grant match, but both are encouraged and will be taken into consideration when evaluating applications.

**Applications are due no later than 5:00 p.m. EST on April 12th, 2019.** In an effort to simplify the application process and conserve resources, the City's 2019 CDBG application process will once again be conducted online through [ZoomGrants.com](http://ZoomGrants.com). After all applications are received, designated reviewers will evaluate each proposal for eligibility and present the results to Mayor and City Council for approval. If approved, the projects will be included in the City's 2019 Annual Action Plan (AAP) which will then be submitted to HUD. The City estimates that HUD's approval of the AAP and the necessary Congressional funding will not be available until August 2019.

Additionally, The City will be conducting a **CDBG Application Workshop** at Roswell City Hall, Room 220, on March 15th at 9:30 a.m. to walkthrough the online application process. For more information about program objectives and eligible activities, see HUD's CDBG Desk Guide located on the City's website <http://www.roswellgov.com/home/showdocument?id=4858>. If you have any questions or comments about the CDBG application process and will not be able to attend the workshop, please contact Charles Alford, Grants Specialist for the City of Roswell, at (770) 641-3847, [calford@roswellgov.com](mailto:calford@roswellgov.com).

**City of Mountain Park, Georgia  
Qualifying Fees for 2019 Municipal General Election**

The City of Mountain Park has three Council Member Seats that are up for re-election this year and an additional seat to fill the remaining two years of a seat vacated upon death. Additionally, the Mayor seat is up for election. The Municipal General Election will be held November 5, 2019. Candidate qualifying will be held in August with dates/times to be announced. The non-refundable qualifying fees have been set as follows. For more information, please visit our website at [www.mountainpark-ga.gov](http://www.mountainpark-ga.gov), call the City Clerk at 770-993-4231 or email [city.clerk@mountainparkgov.com](mailto:city.clerk@mountainparkgov.com)

Council Member: \$27.00  
Mayor-\$35.00

**THE CITY OF ROSWELL SEEKS PUBLIC COMMENT ON ITS 2018 CONSOLIDATED ANNUAL PERFORMANCE EVALUATION REPORT**

The City of Roswell is seeking public comment on its 2018 Consolidated Annual Performance Evaluation Report (CAPER). The CAPER is an annual report that must be submitted to the United States Department of Housing and Urban Development (HUD) and describes the use of the City's entitlement funds for the Community Development Block Grant (CDBG) and HOME Investment Partnership Program (HOME) grant. The draft of this plan will be available to the public starting on Friday March 1st, 2019 on the City of Roswell's website, [www.roswellgov.com](http://www.roswellgov.com). Hard copies will also be available for review at Roswell City Hall, 38 Hill Street, Suite 115, Roswell, GA 30075; the Roswell Public Library, 115 Norcross Street, Roswell, GA 30075; the East Roswell Public Library, 2301 Holcomb Bridge Road, Roswell, GA 30076; and the Roswell Housing Authority, 199 Grove Way, Roswell, GA, 30075. Public comments may be submitted by email to [CDBG@roswellgov.com](mailto:CDBG@roswellgov.com) or in writing at suite 115 in City Hall. All public comments must be received no later than 5:00 p.m. on Monday March 18th, 2019.

Persons needing special accommodations should contact the City of Roswell Grants Division Office at City Hall. An interpreter is available upon request to assist persons with limited English proficiency. The City of Roswell does not discriminate on the basis of disability in the admission of, access to, or treatment of, or employment with the programs and activities described herein. Please contact Charles Alford, (770) 641-3847, [calford@roswellgov.com](mailto:calford@roswellgov.com), with any questions.

**EMPLEOS**



**Great Wall Supermarket**  
Se solicita personal para trabajar tiempo completo en supermercado.

Lláme para más información

Inglés  
**678-665-1772**

Español  
**678-200-0124**

**TAXES Y SEGUROS**

American Services Group. Te ayudamos a abrir tu compañía, la registramos con el estado y abrir tu cuenta de banco. Hacemos taxes y vendemos aseguranzas. 678-390-1826 o 678-386-3595.

ASEGURANZAS TODO EL AÑO E IMPUESTOS. Workers Comp/ General Liability/ Seguros de autos/ Inquilinos y propietarios/ Titulos/ Placas y Notarios/ llamemos: 678-900-0547 y 770-841-9529.

**ABOGADOS**

Abogado George Handelsman con 30 años de experiencia. Un latino sirviendo a los Latinos de Atlanta. 404-523-0777.

Michael Carril & asociados abogados litigantes. Si ha sido lesionado llame hoy, disponible para todo el estado de Georgia, visitas a su hogar o al hospital, consulta gratis. 678-473-9977.

K&P abogados de accidentes, su abogado personal para sus lesiones personales. 24 horas al día los 7 días de la semana. 1-800-586-5555

**COMPANÍA DE TELEFONÍA CELULAR ESTA CONTRATANDO**

PERSONAL DE PRUEBA, LIMPIEZA, ENSAMBLAJE, CONTROL DE CALIDAD Y ENVÍO Y TÉCNICOS DE REPARACIÓN.

**SE OFRECE CAPACITACION Y BUENOS INGRESOS.**

**INGLÉS Y ESPAÑOL/ PAPELES EN REGLA**

**VEN A UNA ENTREVISTA:**  
2875 NORTH BERKELEY LAKE ROAD  
SUITE 18 DULUTH, GA 30096  
**TEL: 404-960-6688**

# CLASIFICADOS

**770-441-8900**

www.elnuevegeorgia.com

**\$ VENTAS**

Boletas para inmigración o salida voluntaria. Llamar a Fiesta Travel. Atlanta: 404-728-0442 o Marietta: 770-612-9037

TENEMOS EXPERIENCIA EN SALIDA VOLUNTARIA. Si conoces a alguien en esa situación, dale nuestro número. Nosotros le conseguimos sus tickets de avión a los mejores precios. 770-248-0807, (800) 490-8942 y 303-382-0000.

**✓ SERVICIOS**

Lavado de alfombras. Limpiamos casas, apartamentos, interior de su auto, y muebles de casa. Javier Flores 770-672-9839.

TAXI 24 HORAS El servicio # 1 de los latinos. Atlanta Taxi Servimos las 24 horas los 7 días de la semana en español. Reserva tu taxi pa: 770.666.7777

**+ CLINICAS**

Gratefil Dental tiene personal amable y cálida. Ofrece \$500 de descuento para sistema cosmético de dentillos. \$99 limpieza, examen, rayos X. \$99 por paquete de blanqueamiento para llevar a casa 678-593-2976.

Después de un accidente a auto o una caída, llámenos para aliviar sus dolores de cuello o espalda. Deje su caso en nuestras manos. Fuimos en Norcross, Lawrenceville y Suwiler: (770) 299-9000.

¿Caída de cabello, manchas en la piel, cicatrices? No dejes de pasar esta oportunidad única para mejorar tu imagen. Centro Médico y SPA en Lawrenceville: 770-798-9799

Problemas dentales No tiene por qué pagar más, nosotros nos amoldamos a su presupuesto. Venga hoy mismo a una consulta. Te atendemos el mismo día. Llama para una cita: 770.662.5955

**LA FORTUNA IMPORTS**

SOLICITA PERSONAL PARA BODEGA Y CHOFER MAYOR DE 26 AÑOS, LICENCIA DEL ESTADO TIPO C.

SE DISTRIBUYEN PRODUCTOS MEXICANOS DENTRO Y FUERA DEL ESTADO. INTERESADOS ACUDIR A 4866 LAKE MIRROR PLACE, FOREST PARK GA

**Tel: 404-361-8586**

**Mensaje Bíblico Diario**

**770-835-4000**

Presione 3 para español

¡GRATIS! El mensaje cambia diario

## LA CIUDAD DE ROSWELL BUSCA COMENTARIOS PÚBLICOS SOBRE SU INFORME DE EVALUACIÓN DEL DESEMPEÑO ANUAL CONSOLIDADO DE 2018

La Ciudad de Roswell está buscando comentarios públicos sobre su Informe Anual de Evaluación de Desempeño Consolidado 2018 (CAPER). El CAPER es un informe anual que se debe presentar al Departamento de Vivienda y Desarrollo Urbano de los Estados Unidos (HUD) y describe el uso de los fondos de derecho de la Ciudad para la subvención de Desarrollo Comunitario (CDBG) y el programa HOME Investment Partnership Program (HOME). El borrador de este plan estará disponible para el público a partir del viernes 1 de marzo de 2019 en el sitio web de la Ciudad de Roswell, [www.roswellgov.com](http://www.roswellgov.com). Las copias impresas también estarán disponibles para su revisión en el ayuntamiento de Roswell, 38 Hill Street, Suite 115, Roswell, GA 30075; la Biblioteca Pública de Roswell, 115 Norcross Street, Roswell, GA 30075; la Biblioteca Pública de East Roswell, 2301 Holcomb Bridge Road, Roswell, GA 30076; y la Autoridad de Vivienda de Roswell, 199 Grove Way, Roswell, GA, 30075. Los comentarios del público pueden enviarse por correo electrónico a [CDBG@roswellgov.com](mailto:CDBG@roswellgov.com) o por escrito en la suite 115 en el Ayuntamiento. Todos los comentarios públicos deben recibirse a más tardar a las 5:00 p.m., del lunes 18 de marzo de 2019.

Las personas que necesiten adaptaciones especiales deben comunicarse con la Oficina de la División de Subvenciones de la Ciudad de Roswell en el Ayuntamiento. Hay un intérprete disponible a pedido para ayudar a las personas con dominio limitado del inglés. La Ciudad de Roswell no discrimina por motivos de discapacidad en la admisión, el acceso, el tratamiento o el empleo en los programas y actividades descritos en este documento.

Si tiene alguna pregunta, comuníquese con Charles Alford, (770) 641-3847, [calford@roswellgov.com](mailto:calford@roswellgov.com).



U.S. Department of Housing and Urban Development  
 Office of Community Planning and Development  
 Integrated Disbursement and Information System  
 CDBG Activity Summary Report (GPR) for Program Year 2018  
 ROSWELL

Date: 29-Mar-2019  
 Time: 10:53  
 Page: 1

**PGM Year:** 2014  
**Project:** 0001 - 2014 Consolidated CDBG Activities  
**IDIS Activity:** 40 - City of Roswell Administration and Planning

Status: Completed 10/18/2018 3:54:58 PM  
 Location: ,

Objective:  
 Outcome:  
 Matrix Code: General Program Administration (21A)      National Objective:

**Initial Funding Date:** 10/16/2015

**Description:**  
 General administration and planning related to the oversight and management of the City of Roswell's Community Development Block Grant (CDBG).

**Financing**

	Fund Type	Grant Year	Grant	Funded Amount	Drawn In Program Year	Drawn Thru Program Year
CDBG	EN	Pre-2015		\$82,767.00	\$0.00	\$0.00
		2014	B14MC130018		\$0.00	\$82,767.00
<b>Total</b>	<b>Total</b>			<b>\$82,767.00</b>	<b>\$0.00</b>	<b>\$82,767.00</b>

**Proposed Accomplishments**

**Actual Accomplishments**

Number assisted:

	Owner		Renter		Total		Person	
	Total	Hispanic	Total	Hispanic	Total	Hispanic	Total	Hispanic
White:					0	0		
Black/African American:					0	0		
Asian:					0	0		
American Indian/Alaskan Native:					0	0		
Native Hawaiian/Other Pacific Islander:					0	0		
American Indian/Alaskan Native & White:					0	0		
Asian White:					0	0		
Black/African American & White:					0	0		
American Indian/Alaskan Native & Black/African American:					0	0		
Other multi-racial:					0	0		
Asian/Pacific Islander:					0	0		
Hispanic:					0	0		
<b>Total:</b>	<b>0</b>	<b>0</b>	<b>0</b>	<b>0</b>	<b>0</b>	<b>0</b>	<b>0</b>	<b>0</b>
Female-headed Households:					0			



U.S. Department of Housing and Urban Development  
Office of Community Planning and Development  
Integrated Disbursement and Information System  
CDBG Activity Summary Report (GPR) for Program Year 2018  
ROSWELL

Date: 29-Mar-2019

Time: 10:53

Page: 2

*Income Category:*

	<b>Owner</b>	<b>Renter</b>	<b>Total</b>	<b>Person</b>
Extremely Low			0	
Low Mod			0	
Moderate			0	
Non Low Moderate			0	
Total	0	0	0	0
Percent Low/Mod				

**Annual Accomplishments**

No data returned for this view. This might be because the applied filter excludes all data.



U.S. Department of Housing and Urban Development  
 Office of Community Planning and Development  
 Integrated Disbursement and Information System  
 CDBG Activity Summary Report (GPR) for Program Year 2018  
 ROSWELL

Date: 29-Mar-2019  
 Time: 10:53  
 Page: 3

**PGM Year:** 2015  
**Project:** 0013 - City of Roswell Administration and Finance Costs  
**IDIS Activity:** 42 - City of Roswell Administration and Planning

**Status:** Completed 10/25/2018 9:24:15 AM  
**Location:** ,

**Objective:**  
**Outcome:**  
**Matrix Code:** General Program Administration (21A)      **National Objective:**

**Initial Funding Date:** 11/13/2017

**Description:**

For administration and planning costs related to the management of the CDBG program including, but not limited to, Grants Specialist's salary, advertising, postage, fair housing activities, and other professional and/or technical services for CDBG.

**Financing**

	Fund Type	Grant Year	Grant	Funded Amount	Drawn In Program Year	Drawn Thru Program Year
CDBG	EN	2015	B15MC130018	\$83,037.00	\$40,425.29	\$83,037.00
<b>Total</b>	<b>Total</b>			<b>\$83,037.00</b>	<b>\$40,425.29</b>	<b>\$83,037.00</b>

**Proposed Accomplishments**

**Actual Accomplishments**

*Number assisted:*

	<b>Owner</b>		<b>Renter</b>		<b>Total</b>		<b>Person</b>	
	Total	Hispanic	Total	Hispanic	Total	Hispanic	Total	Hispanic
White:					0	0		
Black/African American:					0	0		
Asian:					0	0		
American Indian/Alaskan Native:					0	0		
Native Hawaiian/Other Pacific Islander:					0	0		
American Indian/Alaskan Native & White:					0	0		
Asian White:					0	0		
Black/African American & White:					0	0		
American Indian/Alaskan Native & Black/African American:					0	0		
Other multi-racial:					0	0		
Asian/Pacific Islander:					0	0		
Hispanic:					0	0		
<b>Total:</b>	<b>0</b>	<b>0</b>	<b>0</b>	<b>0</b>	<b>0</b>	<b>0</b>	<b>0</b>	<b>0</b>
Female-headed Households:					0			





U.S. Department of Housing and Urban Development  
Office of Community Planning and Development  
Integrated Disbursement and Information System  
CDBG Activity Summary Report (GPR) for Program Year 2018  
ROSWELL

Date: 29-Mar-2019

Time: 10:53

Page: 4

*Income Category:*

	<b>Owner</b>	<b>Renter</b>	<b>Total</b>	<b>Person</b>
Extremely Low			0	
Low Mod			0	
Moderate			0	
Non Low Moderate			0	
Total	0	0	0	0
Percent Low/Mod				

**Annual Accomplishments**

No data returned for this view. This might be because the applied filter excludes all data.



U.S. Department of Housing and Urban Development  
 Office of Community Planning and Development  
 Integrated Disbursement and Information System  
 CDBG Activity Summary Report (GPR) for Program Year 2018  
 ROSWELL

Date: 29-Mar-2019  
 Time: 10:53  
 Page: 5

**PGM Year:** 2015  
**Project:** 0003 - City of Roswell Recreation and Parks Waller Park Extension  
**IDIS Activity:** 45 - Recreation and Parks Waller Park Extension

**Status:** Completed 10/19/2018 9:24:45 AM      **Objective:** Create suitable living environments  
**Location:** 38 Hill St Suite 100 Roswell, GA 30075-4537      **Outcome:** Availability/accessibility  
**Matrix Code:** Parks, Recreational Facilities (03F)      **National Objective:** LMC

**Initial Funding Date:** 05/11/2016

**Description:**

Funding will be used to make trail repairs and build a new picnic pavilion at the low-income Waller Park Extension area.

**Financing**

	Fund Type	Grant Year	Grant	Funded Amount	Drawn In Program Year	Drawn Thru Program Year
CDBG	EN	2015	B15MC130018	\$75,100.00	\$2,294.32	\$75,100.00
<b>Total</b>	<b>Total</b>			<b>\$75,100.00</b>	<b>\$2,294.32</b>	<b>\$75,100.00</b>

**Proposed Accomplishments**

Public Facilities : 100

**Actual Accomplishments**

*Number assisted:*

	<b>Owner</b>		<b>Renter</b>		<b>Total</b>		<b>Person</b>	
	Total	Hispanic	Total	Hispanic	Total	Hispanic	Total	Hispanic
White:	0	0	0	0	0	0	505	0
Black/African American:	0	0	0	0	0	0	158	0
Asian:	0	0	0	0	0	0	0	0
American Indian/Alaskan Native:	0	0	0	0	0	0	0	0
Native Hawaiian/Other Pacific Islander:	0	0	0	0	0	0	0	0
American Indian/Alaskan Native & White:	0	0	0	0	0	0	0	0
Asian White:	0	0	0	0	0	0	0	0
Black/African American & White:	0	0	0	0	0	0	0	0
American Indian/Alaskan Native & Black/African American:	0	0	0	0	0	0	0	0
Other multi-racial:	0	0	0	0	0	0	0	0
Asian/Pacific Islander:	0	0	0	0	0	0	0	0
Hispanic:	0	0	0	0	0	0	0	0
<b>Total:</b>	<b>0</b>	<b>0</b>	<b>0</b>	<b>0</b>	<b>0</b>	<b>0</b>	<b>663</b>	<b>0</b>
Female-headed Households:	0		0		0			



U.S. Department of Housing and Urban Development  
Office of Community Planning and Development  
Integrated Disbursement and Information System  
CDBG Activity Summary Report (GPR) for Program Year 2018  
ROSWELL

Date: 29-Mar-2019

Time: 10:53

Page: 6

*Income Category:*

	<b>Owner</b>	<b>Renter</b>	<b>Total</b>	<b>Person</b>
Extremely Low	0	0	0	95
Low Mod	0	0	0	73
Moderate	0	0	0	211
Non Low Moderate	0	0	0	284
Total	0	0	0	663
Percent Low/Mod				57.2%

**Annual Accomplishments**

<b>Years</b>	<b>Accomplishment Narrative</b>	<b># Benefitting</b>
2015	The trail repairs and picnic pavilion at Waller Park Extension were completed in 2018 with the addition of some handicap accessibility improvements. Waller Park Extension is located in the low-income Census Tract 114.05 and serves the low-income Grove Way neighborhood. The project benefited 379 low to moderate income households.	



U.S. Department of Housing and Urban Development  
 Office of Community Planning and Development  
 Integrated Disbursement and Information System  
 CDBG Activity Summary Report (GPR) for Program Year 2018  
 ROSWELL

Date: 29-Mar-2019  
 Time: 10:53  
 Page: 7

**PGM Year:** 2016  
**Project:** 0006 - Housing Authority Rehabilitation  
**IDIS Activity:** 50 - Housing Authority Myrtle Rehab

**Status:** Completed 6/21/2018 12:00:00 AM      **Objective:** Provide decent affordable housing  
**Location:** 199 Grove Way Roswell, GA 30075-6500      **Outcome:** Availability/accessibility  
**Matrix Code:** Rehab; Multi-Unit Residential (14B)      **National Objective:** LMH

**Initial Funding Date:** 10/11/2016

**Description:**

This project involves making repairs to the Roswell Housing Authority's Myrtle Street Apartments located at 815 Myrtle Street, Roswell, GA 30075. The repairs will improve the quality of life for the low-income residents and preserve key affordable housing stock.

**Financing**

	Fund Type	Grant Year	Grant	Funded Amount	Drawn In Program Year	Drawn Thru Program Year
CDBG	EN	2016	B16MC130018	\$23,453.00	\$0.00	\$23,453.00
<b>Total</b>	<b>Total</b>			<b>\$23,453.00</b>	<b>\$0.00</b>	<b>\$23,453.00</b>

**Proposed Accomplishments**

Housing Units : 2

**Actual Accomplishments**

Number assisted:

	Owner		Renter		Total		Person	
	Total	Hispanic	Total	Hispanic	Total	Hispanic	Total	Hispanic
White:	0	0	2	0	2	0	0	0
Black/African American:	0	0	1	0	1	0	0	0
Asian:	0	0	0	0	0	0	0	0
American Indian/Alaskan Native:	0	0	0	0	0	0	0	0
Native Hawaiian/Other Pacific Islander:	0	0	0	0	0	0	0	0
American Indian/Alaskan Native & White:	0	0	0	0	0	0	0	0
Asian White:	0	0	0	0	0	0	0	0
Black/African American & White:	0	0	0	0	0	0	0	0
American Indian/Alaskan Native & Black/African American:	0	0	0	0	0	0	0	0
Other multi-racial:	0	0	0	0	0	0	0	0
Asian/Pacific Islander:	0	0	0	0	0	0	0	0
Hispanic:	0	0	0	0	0	0	0	0
<b>Total:</b>	<b>0</b>	<b>0</b>	<b>3</b>	<b>0</b>	<b>3</b>	<b>0</b>	<b>0</b>	<b>0</b>
Female-headed Households:	0		3		3			



U.S. Department of Housing and Urban Development  
Office of Community Planning and Development  
Integrated Disbursement and Information System  
CDBG Activity Summary Report (GPR) for Program Year 2018  
ROSWELL

Date: 29-Mar-2019

Time: 10:53

Page: 8

*Income Category:*

	<b>Owner</b>	<b>Renter</b>	<b>Total</b>	<b>Person</b>
Extremely Low	0	0	0	0
Low Mod	0	3	3	0
Moderate	0	0	0	0
Non Low Moderate	0	0	0	0
Total	0	3	3	0
Percent Low/Mod		100.0%	100.0%	

**Annual Accomplishments**

<b>Years</b>	<b>Accomplishment Narrative</b>	<b># Benefiting</b>
2016	The Housing Authority of Roswell (RHA) was able to make repairs to three affordable housing units with these CDBG funds, creating suitable living environments for new residents and preserving much needed affordable housing stock.	



U.S. Department of Housing and Urban Development  
 Office of Community Planning and Development  
 Integrated Disbursement and Information System  
 CDBG Activity Summary Report (GPR) for Program Year 2018  
 ROSWELL

Date: 29-Mar-2019  
 Time: 10:53  
 Page: 9

**PGM Year:** 2016  
**Project:** 0001 - CDA Grove Way/Bush Street Intersection Improvement  
**IDIS Activity:** 52 - CDA Intersection Improvements

**Status:** Completed 3/5/2019 12:00:00 AM      **Objective:** Create suitable living environments  
**Location:** 89 Grove Way Roswell, GA 30075-4532      **Outcome:** Availability/accessibility  
**Matrix Code:** Child Care Centers (03M)      **National Objective:** LMC

**Initial Funding Date:** 11/28/2016

**Description:**  
 The North Fulton Child Development Association (CDA) was awarded funding to make safety improvements to the dangerous intersection at Bush Street and Grove Way. The funds will help lower the intersection and the entrance to the CDA, increasing safety and accessibility.

**Financing**

	Fund Type	Grant Year	Grant	Funded Amount	Drawn In Program Year	Drawn Thru Program Year
CDBG	EN	2016	B16MC130018	\$212,000.00	\$160,655.00	\$160,655.00
<b>Total</b>	<b>Total</b>			<b>\$212,000.00</b>	<b>\$160,655.00</b>	<b>\$160,655.00</b>

**Proposed Accomplishments**

Public Facilities : 200

**Actual Accomplishments**

Number assisted:

	Owner		Renter		Total		Person	
	Total	Hispanic	Total	Hispanic	Total	Hispanic	Total	Hispanic
White:	0	0	0	0	0	0	122	111
Black/African American:	0	0	0	0	0	0	67	0
Asian:	0	0	0	0	0	0	3	0
American Indian/Alaskan Native:	0	0	0	0	0	0	0	0
Native Hawaiian/Other Pacific Islander:	0	0	0	0	0	0	0	0
American Indian/Alaskan Native & White:	0	0	0	0	0	0	0	0
Asian White:	0	0	0	0	0	0	0	0
Black/African American & White:	0	0	0	0	0	0	0	0
American Indian/Alaskan Native & Black/African American:	0	0	0	0	0	0	0	0
Other multi-racial:	0	0	0	0	0	0	9	0
Asian/Pacific Islander:	0	0	0	0	0	0	0	0
Hispanic:	0	0	0	0	0	0	0	0
<b>Total:</b>	<b>0</b>	<b>0</b>	<b>0</b>	<b>0</b>	<b>0</b>	<b>0</b>	<b>201</b>	<b>111</b>
Female-headed Households:	0		0		0			



U.S. Department of Housing and Urban Development  
Office of Community Planning and Development  
Integrated Disbursement and Information System  
CDBG Activity Summary Report (GPR) for Program Year 2018  
ROSWELL

Date: 29-Mar-2019

Time: 10:53

Page: 10

*Income Category:*

	<b>Owner</b>	<b>Renter</b>	<b>Total</b>	<b>Person</b>
Extremely Low	0	0	0	138
Low Mod	0	0	0	40
Moderate	0	0	0	23
Non Low Moderate	0	0	0	0
Total	0	0	0	201
Percent Low/Mod				100.0%

**Annual Accomplishments**

<b>Years</b>	<b>Accomplishment Narrative</b>	<b># Benefiting</b>
2016	The Child Development Association's 2016 CDBG funds were used to assist with making safety and accessibility improvements to its entrances on Grove Way and Bush Street. The project increased safety and improved accessibility for 201 low to moderate income children.	



U.S. Department of Housing and Urban Development  
 Office of Community Planning and Development  
 Integrated Disbursement and Information System  
 CDBG Activity Summary Report (GPR) for Program Year 2018  
 ROSWELL

Date: 29-Mar-2019  
 Time: 10:53  
 Page: 11

**PGM Year:** 2016  
**Project:** 0010 - City of Roswell Administration and Planning  
**IDIS Activity:** 57 - Administration and Planning

**Status:** Open  
**Location:** ,  
**Objective:**  
**Outcome:**  
**Matrix Code:** Planning (20) **National Objective:**

**Initial Funding Date:** 03/31/2017

**Description:**  
 Administration and planning costs associated with the management and oversight of the City's CDBG program.

**Financing**

	Fund Type	Grant Year	Grant	Funded Amount	Drawn In Program Year	Drawn Thru Program Year
CDBG	EN	2016	B16MC130018	\$78,885.00	\$5,923.28	\$5,923.28
<b>Total</b>	<b>Total</b>			<b>\$78,885.00</b>	<b>\$5,923.28</b>	<b>\$5,923.28</b>

**Proposed Accomplishments**

**Actual Accomplishments**

*Number assisted:*

	<b>Owner</b>		<b>Renter</b>		<b>Total</b>		<b>Person</b>	
	Total	Hispanic	Total	Hispanic	Total	Hispanic	Total	Hispanic
White:					0	0		
Black/African American:					0	0		
Asian:					0	0		
American Indian/Alaskan Native:					0	0		
Native Hawaiian/Other Pacific Islander:					0	0		
American Indian/Alaskan Native & White:					0	0		
Asian White:					0	0		
Black/African American & White:					0	0		
American Indian/Alaskan Native & Black/African American:					0	0		
Other multi-racial:					0	0		
Asian/Pacific Islander:					0	0		
Hispanic:					0	0		
<b>Total:</b>	<b>0</b>	<b>0</b>	<b>0</b>	<b>0</b>	<b>0</b>	<b>0</b>	<b>0</b>	<b>0</b>
Female-headed Households:					0			

*Income Category:*

**Owner    Renter    Total    Person**





U.S. Department of Housing and Urban Development  
Office of Community Planning and Development  
Integrated Disbursement and Information System  
CDBG Activity Summary Report (GPR) for Program Year 2018  
ROSWELL

Date: 29-Mar-2019

Time: 10:53

Page: 12

Extremely Low			0	
Low Mod			0	
Moderate			0	
Non Low Moderate			0	
Total	0	0	0	0
Percent Low/Mod				

**Annual Accomplishments**

No data returned for this view. This might be because the applied filter excludes all data.



U.S. Department of Housing and Urban Development  
 Office of Community Planning and Development  
 Integrated Disbursement and Information System  
 CDBG Activity Summary Report (GPR) for Program Year 2018  
 ROSWELL

Date: 29-Mar-2019  
 Time: 10:53  
 Page: 13

**PGM Year:** 2017  
**Project:** 0008 - North Fulton Child Development Association Pantry Freezer  
**IDIS Activity:** 58 - CDA Pantry Freezer and Chiller

**Status:** Completed 3/5/2019 11:07:38 AM      **Objective:** Create suitable living environments  
**Location:** 89 Grove Way Roswell, GA 30075-4532      **Outcome:** Availability/accessibility  
**Matrix Code:** Child Care Centers (03M)      **National Objective:** LMC

**Initial Funding Date:** 02/26/2018

**Description:**  
 This activity involves replacing the Child Development Association's 40 year-old pantry freezer and blast chiller if funds allow. Both units are constantly in disrepair, and yet they are essential to providing the healthy meals to the low to moderate income children that attend the school.

**Financing**

	Fund Type	Grant Year	Grant	Funded Amount	Drawn In Program Year	Drawn Thru Program Year
CDBG	EN	2017	B17MC130018	\$16,107.00	\$0.00	\$16,107.00
<b>Total</b>	<b>Total</b>			<b>\$16,107.00</b>	<b>\$0.00</b>	<b>\$16,107.00</b>

**Proposed Accomplishments**

Public Facilities : 100

**Actual Accomplishments**

Number assisted:

	Owner		Renter		Total		Person	
	Total	Hispanic	Total	Hispanic	Total	Hispanic	Total	Hispanic
White:	0	0	0	0	0	0	122	111
Black/African American:	0	0	0	0	0	0	67	0
Asian:	0	0	0	0	0	0	3	0
American Indian/Alaskan Native:	0	0	0	0	0	0	0	0
Native Hawaiian/Other Pacific Islander:	0	0	0	0	0	0	0	0
American Indian/Alaskan Native & White:	0	0	0	0	0	0	0	0
Asian White:	0	0	0	0	0	0	0	0
Black/African American & White:	0	0	0	0	0	0	0	0
American Indian/Alaskan Native & Black/African American:	0	0	0	0	0	0	0	0
Other multi-racial:	0	0	0	0	0	0	9	0
Asian/Pacific Islander:	0	0	0	0	0	0	0	0
Hispanic:	0	0	0	0	0	0	0	0
<b>Total:</b>	<b>0</b>	<b>0</b>	<b>0</b>	<b>0</b>	<b>0</b>	<b>0</b>	<b>201</b>	<b>111</b>
Female-headed Households:	0		0		0			



U.S. Department of Housing and Urban Development  
Office of Community Planning and Development  
Integrated Disbursement and Information System  
CDBG Activity Summary Report (GPR) for Program Year 2018  
ROSWELL

Date: 29-Mar-2019

Time: 10:53

Page: 14

*Income Category:*

	<b>Owner</b>	<b>Renter</b>	<b>Total</b>	<b>Person</b>
Extremely Low	0	0	0	138
Low Mod	0	0	0	40
Moderate	0	0	0	23
Non Low Moderate	0	0	0	0
Total	0	0	0	201
Percent Low/Mod				100.0%

**Annual Accomplishments**

<b>Years</b>	<b>Accomplishment Narrative</b>	<b># Benefiting</b>
2017	The Child Development Association used the funds to replace its 40 year-old pantry freezer and chiller. The new equipment reduced energy costs, increased capacity, and allowed them to serve 201 low to moderate income children with healthy breakfast, lunch, and snacks.	



U.S. Department of Housing and Urban Development  
 Office of Community Planning and Development  
 Integrated Disbursement and Information System  
 CDBG Activity Summary Report (GPR) for Program Year 2018  
 ROSWELL

Date: 29-Mar-2019  
 Time: 10:53  
 Page: 15

**PGM Year:** 2017  
**Project:** 0010 - North GA Community Housing Corporation Habitat House  
**IDIS Activity:** 59 - Habitat for Humanity Repairs

**Status:** Completed 3/23/2018 12:00:00 AM  
**Location:** 243 Mill Creek Pl Roswell, GA 30076-2076  
**Objective:** Provide decent affordable housing  
**Outcome:** Affordability  
**Matrix Code:** Rehab; Single-Unit Residential (14A)      **National Objective:** LMH

**Initial Funding Date:** 02/26/2018

**Description:**

This activity involves repairs for a recently acquired Habitat for Humanity House at 243 Mill Creek Place, Roswell, GA 30076 to provide affordable home-ownership for one Habitat for Humanity family.

**Financing**

	Fund Type	Grant Year	Grant	Funded Amount	Drawn In Program Year	Drawn Thru Program Year
CDBG	EN	2017	B17MC130018	\$18,175.00	\$18,175.00	\$18,175.00
<b>Total</b>	<b>Total</b>			<b>\$18,175.00</b>	<b>\$18,175.00</b>	<b>\$18,175.00</b>


**Proposed Accomplishments**

Housing Units : 1

**Actual Accomplishments**

Number assisted:

	Owner		Renter		Total		Person	
	Total	Hispanic	Total	Hispanic	Total	Hispanic	Total	Hispanic
White:	0	0	0	0	0	0	0	0
Black/African American:	1	0	0	0	1	0	0	0
Asian:	0	0	0	0	0	0	0	0
American Indian/Alaskan Native:	0	0	0	0	0	0	0	0
Native Hawaiian/Other Pacific Islander:	0	0	0	0	0	0	0	0
American Indian/Alaskan Native & White:	0	0	0	0	0	0	0	0
Asian White:	0	0	0	0	0	0	0	0
Black/African American & White:	0	0	0	0	0	0	0	0
American Indian/Alaskan Native & Black/African American:	0	0	0	0	0	0	0	0
Other multi-racial:	0	0	0	0	0	0	0	0
Asian/Pacific Islander:	0	0	0	0	0	0	0	0
Hispanic:	0	0	0	0	0	0	0	0
<b>Total:</b>	<b>1</b>	<b>0</b>	<b>0</b>	<b>0</b>	<b>1</b>	<b>0</b>	<b>0</b>	<b>0</b>
Female-headed Households:	1		0		1			



U.S. Department of Housing and Urban Development  
Office of Community Planning and Development  
Integrated Disbursement and Information System  
CDBG Activity Summary Report (GPR) for Program Year 2018  
ROSWELL

Date: 29-Mar-2019

Time: 10:53

Page: 16

*Income Category:*

	<b>Owner</b>	<b>Renter</b>	<b>Total</b>	<b>Person</b>
Extremely Low	0	0	0	0
Low Mod	0	0	0	0
Moderate	1	0	1	0
Non Low Moderate	0	0	0	0
Total	1	0	1	0
Percent Low/Mod	100.0%		100.0%	

**Annual Accomplishments**

<b>Years</b>	<b>Accomplishment Narrative</b>	<b># Benefiting</b>
2017	The North Georgia Community Development Corporation through Habitat for Humanity North Central Georgia was able to completely rehabilitate 243 Mill Creek Place, Roswell, GA 30075. The property ownership was then transferred to an African American Habitat family (female head of household).	



U.S. Department of Housing and Urban Development  
 Office of Community Planning and Development  
 Integrated Disbursement and Information System  
 CDBG Activity Summary Report (GPR) for Program Year 2018  
 ROSWELL

Date: 29-Mar-2019  
 Time: 10:53  
 Page: 17

**PGM Year:** 2015  
**Project:** 0002 - City of Roswell Waterline Improvements  
**IDIS Activity:** 60 - Grove Way Waterline Replacement

**Status:** Completed 3/5/2019 12:00:00 AM  
**Location:** 89 Grove Way Roswell, GA 30075-4532  
**Objective:** Create suitable living environments  
**Outcome:** Availability/accessibility  
**Matrix Code:** Water/Sewer Improvements (03J) **National Objective:** LMC

**Initial Funding Date:** 02/26/2018

**Description:**

This activity involves replacing a waterline on Grove Way, improving water flows and quality to the low to moderate income residents of the Grove Way Community and the Child Development Association.

**Financing**

	Fund Type	Grant Year	Grant	Funded Amount	Drawn In Program Year	Drawn Thru Program Year
CDBG	EN	2015	B15MC130018	\$100,169.00	\$50,133.00	\$95,165.40
<b>Total</b>	<b>Total</b>			<b>\$100,169.00</b>	<b>\$50,133.00</b>	<b>\$95,165.40</b>

**Proposed Accomplishments**

People (General) : 10

**Actual Accomplishments**

Number assisted:

	Owner		Renter		Total		Person	
	Total	Hispanic	Total	Hispanic	Total	Hispanic	Total	Hispanic
White:	0	0	0	0	0	0	21	3
Black/African American:	0	0	0	0	0	0	33	0
Asian:	0	0	0	0	0	0	0	0
American Indian/Alaskan Native:	0	0	0	0	0	0	0	0
Native Hawaiian/Other Pacific Islander:	0	0	0	0	0	0	0	0
American Indian/Alaskan Native & White:	0	0	0	0	0	0	0	0
Asian White:	0	0	0	0	0	0	0	0
Black/African American & White:	0	0	0	0	0	0	0	0
American Indian/Alaskan Native & Black/African American:	0	0	0	0	0	0	0	0
Other multi-racial:	0	0	0	0	0	0	0	0
Asian/Pacific Islander:	0	0	0	0	0	0	0	0
Hispanic:	0	0	0	0	0	0	0	0
<b>Total:</b>	<b>0</b>	<b>0</b>	<b>0</b>	<b>0</b>	<b>0</b>	<b>0</b>	<b>54</b>	<b>3</b>
Female-headed Households:	0		0		0			



U.S. Department of Housing and Urban Development  
Office of Community Planning and Development  
Integrated Disbursement and Information System  
CDBG Activity Summary Report (GPR) for Program Year 2018  
ROSWELL

Date: 29-Mar-2019

Time: 10:53

Page: 18

*Income Category:*

	<b>Owner</b>	<b>Renter</b>	<b>Total</b>	<b>Person</b>
Extremely Low	0	0	0	44
Low Mod	0	0	0	6
Moderate	0	0	0	4
Non Low Moderate	0	0	0	0
Total	0	0	0	54
Percent Low/Mod				100.0%

**Annual Accomplishments**

<b>Years</b>	<b>Accomplishment Narrative</b>	<b># Benefiting</b>
2015	The Grove Way Waterline was able to provide the entire Housing Authority main campus with improved water quality and water flows. The project helped 54 beneficiaries.	



U.S. Department of Housing and Urban Development  
 Office of Community Planning and Development  
 Integrated Disbursement and Information System  
 CDBG Activity Summary Report (GPR) for Program Year 2018  
 ROSWELL

Date: 29-Mar-2019  
 Time: 10:53  
 Page: 19

**PGM Year:** 2017  
**Project:** 0001 - City of Roswell Administration and Planning  
**IDIS Activity:** 61 - 2017 Administration and Planning

**Status:** Open  
**Location:** ,

**Objective:**  
**Outcome:**  
**Matrix Code:** General Program Administration (21A)      **National Objective:**

**Initial Funding Date:** 03/01/2018

**Description:**

This activity involves all planning and administration of the City's CDBG program including but not limited to staff salary, advertising, plan development, fair housing education, and technical and professional services.

**Financing**

	Fund Type	Grant Year	Grant	Funded Amount	Drawn In Program Year	Drawn Thru Program Year
CDBG	EN	2017	B17MC130018	\$80,000.00	\$0.00	\$0.00
<b>Total</b>	<b>Total</b>			<b>\$80,000.00</b>	<b>\$0.00</b>	<b>\$0.00</b>

**Proposed Accomplishments**

**Actual Accomplishments**

*Number assisted:*

	<b>Owner</b>		<b>Renter</b>		<b>Total</b>		<b>Person</b>	
	Total	Hispanic	Total	Hispanic	Total	Hispanic	Total	Hispanic
White:					0	0		
Black/African American:					0	0		
Asian:					0	0		
American Indian/Alaskan Native:					0	0		
Native Hawaiian/Other Pacific Islander:					0	0		
American Indian/Alaskan Native & White:					0	0		
Asian White:					0	0		
Black/African American & White:					0	0		
American Indian/Alaskan Native & Black/African American:					0	0		
Other multi-racial:					0	0		
Asian/Pacific Islander:					0	0		
Hispanic:					0	0		
<b>Total:</b>	<b>0</b>	<b>0</b>	<b>0</b>	<b>0</b>	<b>0</b>	<b>0</b>	<b>0</b>	<b>0</b>
Female-headed Households:					0			





U.S. Department of Housing and Urban Development  
Office of Community Planning and Development  
Integrated Disbursement and Information System  
CDBG Activity Summary Report (GPR) for Program Year 2018  
ROSWELL

Date: 29-Mar-2019

Time: 10:53

Page: 20

*Income Category:*

	<b>Owner</b>	<b>Renter</b>	<b>Total</b>	<b>Person</b>
Extremely Low			0	
Low Mod			0	
Moderate			0	
Non Low Moderate			0	
Total	0	0	0	0
Percent Low/Mod				

**Annual Accomplishments**

No data returned for this view. This might be because the applied filter excludes all data.



U.S. Department of Housing and Urban Development  
 Office of Community Planning and Development  
 Integrated Disbursement and Information System  
 CDBG Activity Summary Report (GPR) for Program Year 2018  
 ROSWELL

Date: 29-Mar-2019  
 Time: 10:53  
 Page: 21

**PGM Year:** 2017  
**Project:** 0002 - City of Roswell Public Works Millbrook Waterline  
**IDIS Activity:** 62 - Millbrook Circle Waterline

**Status:** Open  
**Location:** 100 Millbrook Cir Roswell, GA 30075-4515  
**Objective:** Create suitable living environments  
**Outcome:** Availability/accessibility  
**Matrix Code:** Water/Sewer Improvements (03J) **National Objective:** LMC

**Initial Funding Date:** 03/01/2018

**Description:**

This activity involves replacing 1000 linear feet of 2" galvanized steel waterline with a new 8" ductile iron water line with hydrants. It will improve water quality and fire flows for the low income neighborhood.

**Financing**

	Fund Type	Grant Year	Grant	Funded Amount	Drawn In Program Year	Drawn Thru Program Year
CDBG	EN	2017	B17MC130018	\$151,517.00	\$151,517.00	\$151,517.00
<b>Total</b>	<b>Total</b>			<b>\$151,517.00</b>	<b>\$151,517.00</b>	<b>\$151,517.00</b>

**Proposed Accomplishments**

People (General) : 26

**Actual Accomplishments**

Number assisted:

	Owner		Renter		Total		Person	
	Total	Hispanic	Total	Hispanic	Total	Hispanic	Total	Hispanic
White:	0	0	0	0	0	0		0
Black/African American:	0	0	0	0	0	0	0	0
Asian:	0	0	0	0	0	0	0	0
American Indian/Alaskan Native:	0	0	0	0	0	0	0	0
Native Hawaiian/Other Pacific Islander:	0	0	0	0	0	0	0	0
American Indian/Alaskan Native & White:	0	0	0	0	0	0	0	0
Asian White:	0	0	0	0	0	0	0	0
Black/African American & White:	0	0	0	0	0	0	0	0
American Indian/Alaskan Native & Black/African American:	0	0	0	0	0	0	0	0
Other multi-racial:	0	0	0	0	0	0	0	0
Asian/Pacific Islander:	0	0	0	0	0	0	0	0
Hispanic:	0	0	0	0	0	0	0	0
<b>Total:</b>	<b>0</b>	<b>0</b>	<b>0</b>	<b>0</b>	<b>0</b>	<b>0</b>	<b>0</b>	<b>0</b>
Female-headed Households:	0		0		0			



U.S. Department of Housing and Urban Development  
Office of Community Planning and Development  
Integrated Disbursement and Information System  
CDBG Activity Summary Report (GPR) for Program Year 2018  
ROSWELL

Date: 29-Mar-2019

Time: 10:53

Page: 22

*Income Category:*

	<b>Owner</b>	<b>Renter</b>	<b>Total</b>	<b>Person</b>
Extremely Low	0	0	0	0
Low Mod	0	0	0	0
Moderate	0	0	0	0
Non Low Moderate	0	0	0	0
Total	0	0	0	0
Percent Low/Mod				

**Annual Accomplishments**

No data returned for this view. This might be because the applied filter excludes all data.



U.S. Department of Housing and Urban Development  
 Office of Community Planning and Development  
 Integrated Disbursement and Information System  
 CDBG Activity Summary Report (GPR) for Program Year 2018  
 ROSWELL

Date: 29-Mar-2019  
 Time: 10:53  
 Page: 23

**PGM Year:** 2017  
**Project:** 0003 - Drake House HVAC Replacement  
**IDIS Activity:** 63 - Drake House HVAC and Pavilion

**Status:** Open  
**Location:** 10500 Clara Dr Roswell, GA 30075-7690

**Objective:** Provide decent affordable housing  
**Outcome:** Availability/accessibility  
**Matrix Code:** Homeless Facilities (not operating costs) (03C)      **National Objective:** LMC

**Initial Funding Date:** 03/01/2018

**Description:**  
 This activity involves replacing HVACs in Drake House residential units potentially constructing a community pavilion for outdoor learning at the Drake House.

**Financing**

	Fund Type	Grant Year	Grant	Funded Amount	Drawn In Program Year	Drawn Thru Program Year
CDBG	EN	2017	B17MC130018	\$15,435.00	\$14,460.80	\$14,460.80
<b>Total</b>	<b>Total</b>			<b>\$15,435.00</b>	<b>\$14,460.80</b>	<b>\$14,460.80</b>

**Proposed Accomplishments**

Public Facilities : 10

**Actual Accomplishments**

Number assisted:

	Owner		Renter		Total		Person	
	Total	Hispanic	Total	Hispanic	Total	Hispanic	Total	Hispanic
White:	0	0	0	0	0	0		0
Black/African American:	0	0	0	0	0	0	0	0
Asian:	0	0	0	0	0	0	0	0
American Indian/Alaskan Native:	0	0	0	0	0	0	0	0
Native Hawaiian/Other Pacific Islander:	0	0	0	0	0	0	0	0
American Indian/Alaskan Native & White:	0	0	0	0	0	0	0	0
Asian White:	0	0	0	0	0	0	0	0
Black/African American & White:	0	0	0	0	0	0	0	0
American Indian/Alaskan Native & Black/African American:	0	0	0	0	0	0	0	0
Other multi-racial:	0	0	0	0	0	0	0	0
Asian/Pacific Islander:	0	0	0	0	0	0	0	0
Hispanic:	0	0	0	0	0	0	0	0
<b>Total:</b>	<b>0</b>	<b>0</b>	<b>0</b>	<b>0</b>	<b>0</b>	<b>0</b>	<b>0</b>	<b>0</b>
Female-headed Households:	0		0		0			



U.S. Department of Housing and Urban Development  
Office of Community Planning and Development  
Integrated Disbursement and Information System  
CDBG Activity Summary Report (GPR) for Program Year 2018  
ROSWELL

Date: 29-Mar-2019

Time: 10:53

Page: 24

*Income Category:*

	<b>Owner</b>	<b>Renter</b>	<b>Total</b>	<b>Person</b>
Extremely Low	0	0	0	0
Low Mod	0	0	0	0
Moderate	0	0	0	0
Non Low Moderate	0	0	0	0
Total	0	0	0	0
Percent Low/Mod				

**Annual Accomplishments**

<b>Years</b>	<b>Accomplishment Narrative</b>	<b># Benefitting</b>
2017	The Drake House was able to replace 4 broken HVAC units in its transitional housing and built a community pavilion for its residents to conduct outdoor learning.	



U.S. Department of Housing and Urban Development  
 Office of Community Planning and Development  
 Integrated Disbursement and Information System  
 CDBG Activity Summary Report (GPR) for Program Year 2018  
 ROSWELL

Date: 29-Mar-2019  
 Time: 10:53  
 Page: 25

**PGM Year:** 2017  
**Project:** 0004 - Easter Seals STEM Integration  
**IDIS Activity:** 64 - Easter Seals STEM Integration

**Status:** Completed 10/18/2018 9:47:49 AM  
**Location:** 1240 Warsaw Rd Roswell, GA 30076-1645

**Objective:** Create suitable living environments  
**Outcome:** Availability/accessibility  
**Matrix Code:** Youth Services (05D) **National Objective:** LMC

**Initial Funding Date:** 03/01/2018

**Description:**

This activity involves hiring coaches to train Easter Seals' teachers on how to integrate STEM principles for elementary school children.

**Financing**

	Fund Type	Grant Year	Grant	Funded Amount	Drawn In Program Year	Drawn Thru Program Year
CDBG	EN	2017	B17MC130018	\$8,954.00	\$8,954.00	\$8,954.00
<b>Total</b>	<b>Total</b>			<b>\$8,954.00</b>	<b>\$8,954.00</b>	<b>\$8,954.00</b>


**Proposed Accomplishments**

People (General) : 100

**Actual Accomplishments**

Number assisted:

	Owner		Renter		Total		Person	
	Total	Hispanic	Total	Hispanic	Total	Hispanic	Total	Hispanic
White:	0	0	0	0	0	0	42	0
Black/African American:	0	0	0	0	0	0	56	0
Asian:	0	0	0	0	0	0	1	0
American Indian/Alaskan Native:	0	0	0	0	0	0	0	0
Native Hawaiian/Other Pacific Islander:	0	0	0	0	0	0	0	0
American Indian/Alaskan Native & White:	0	0	0	0	0	0	0	0
Asian White:	0	0	0	0	0	0	0	0
Black/African American & White:	0	0	0	0	0	0	0	0
American Indian/Alaskan Native & Black/African American:	0	0	0	0	0	0	0	0
Other multi-racial:	0	0	0	0	0	0	96	91
Asian/Pacific Islander:	0	0	0	0	0	0	0	0
Hispanic:	0	0	0	0	0	0	0	0
<b>Total:</b>	<b>0</b>	<b>0</b>	<b>0</b>	<b>0</b>	<b>0</b>	<b>0</b>	<b>195</b>	<b>91</b>
Female-headed Households:	0		0		0			



U.S. Department of Housing and Urban Development  
Office of Community Planning and Development  
Integrated Disbursement and Information System  
CDBG Activity Summary Report (GPR) for Program Year 2018  
ROSWELL

Date: 29-Mar-2019

Time: 10:53


Page: 26

*Income Category:*

	<b>Owner</b>	<b>Renter</b>	<b>Total</b>	<b>Person</b>
Extremely Low	0	0	0	162
Low Mod	0	0	0	31
Moderate	0	0	0	2
Non Low Moderate	0	0	0	0
Total	0	0	0	195
Percent Low/Mod				100.0%

**Annual Accomplishments**

<b>Years</b>	<b>Accomplishment Narrative</b>	<b># Benefitting</b>
2017	Easter Seals of North Georgia utilized the grant funds to hire stem coaches which helped 22 teachers integrate STEM principles into 11 elementary school classrooms, ultimately benefiting 195 children. This exceeded Easter Seals' initial accomplishment goal of helping 100 students.	



U.S. Department of Housing and Urban Development  
 Office of Community Planning and Development  
 Integrated Disbursement and Information System  
 CDBG Activity Summary Report (GPR) for Program Year 2018  
 ROSWELL

Date: 29-Mar-2019  
 Time: 10:53  
 Page: 27

**PGM Year:** 2017  
**Project:** 0005 - Enable Special Needs Housing Rehab  
**IDIS Activity:** 65 - Enable Housing Repairs

**Status:** Completed 6/21/2018 12:00:00 AM  
**Location:** 535 Tollwood Dr Roswell, GA 30075-3351  
**Objective:** Provide decent affordable housing  
**Outcome:** Availability/accessibility  
**Matrix Code:** Rehab; Single-Unit Residential (14A)      **National Objective:** LMH

**Initial Funding Date:** 03/01/2018

**Description:**  
 This activity involves making repairs to two or more houses for adults with special needs.

**Financing**

	Fund Type	Grant Year	Grant	Funded Amount	Drawn In Program Year	Drawn Thru Program Year
CDBG	EN	2017	B17MC130018	\$19,512.00	\$19,512.00	\$19,512.00
<b>Total</b>	<b>Total</b>			<b>\$19,512.00</b>	<b>\$19,512.00</b>	<b>\$19,512.00</b>

**Proposed Accomplishments**

Housing Units : 2

**Actual Accomplishments**

*Number assisted:*

	<b>Owner</b>		<b>Renter</b>		<b>Total</b>		<b>Person</b>	
	Total	Hispanic	Total	Hispanic	Total	Hispanic	Total	Hispanic
White:	0	0	2	0	2	0	0	0
Black/African American:	0	0	0	0	0	0	0	0
Asian:	0	0	0	0	0	0	0	0
American Indian/Alaskan Native:	0	0	0	0	0	0	0	0
Native Hawaiian/Other Pacific Islander:	0	0	0	0	0	0	0	0
American Indian/Alaskan Native & White:	0	0	0	0	0	0	0	0
Asian White:	0	0	0	0	0	0	0	0
Black/African American & White:	0	0	0	0	0	0	0	0
American Indian/Alaskan Native & Black/African American:	0	0	0	0	0	0	0	0
Other multi-racial:	0	0	0	0	0	0	0	0
Asian/Pacific Islander:	0	0	0	0	0	0	0	0
Hispanic:	0	0	0	0	0	0	0	0
<b>Total:</b>	<b>0</b>	<b>0</b>	<b>2</b>	<b>0</b>	<b>2</b>	<b>0</b>	<b>0</b>	<b>0</b>
Female-headed Households:	0		0		0			





U.S. Department of Housing and Urban Development  
Office of Community Planning and Development  
Integrated Disbursement and Information System  
CDBG Activity Summary Report (GPR) for Program Year 2018  
ROSWELL

Date: 29-Mar-2019

Time: 10:53

Page: 28

*Income Category:*

	<b>Owner</b>	<b>Renter</b>	<b>Total</b>	<b>Person</b>
Extremely Low	0	0	0	0
Low Mod	0	2	2	0
Moderate	0	0	0	0
Non Low Moderate	0	0	0	0
Total	0	2	2	0
Percent Low/Mod		100.0%	100.0%	

**Annual Accomplishments**

<b>Years</b>	<b>Accomplishment Narrative</b>	<b># Benefitting</b>
2017	Enable was able to make repairs to two homes for special needs adults located at 535 Tollwood Drive and 540 Pine Grove Road. Each property houses 4 special needs adults.	



U.S. Department of Housing and Urban Development  
 Office of Community Planning and Development  
 Integrated Disbursement and Information System  
 CDBG Activity Summary Report (GPR) for Program Year 2018  
 ROSWELL

Date: 29-Mar-2019  
 Time: 10:53  
 Page: 29

**PGM Year:** 2017  
**Project:** 0007 - Housing Authority Roof and Security Repairs  
**IDIS Activity:** 66 - Housing Authority Roof and Security

**Status:** Completed 6/22/2018 12:00:00 AM  
**Location:** 199 Grove Way Roswell, GA 30075-6500  
**Objective:** Provide decent affordable housing  
**Outcome:** Affordability  
**Matrix Code:** Rehab; Multi-Unit Residential (14B)      **National Objective:** LMH

**Initial Funding Date:** 03/01/2018

**Description:**

This activity involves replacing damaged roof(s) at the Housing Authority's main campus and adding additional security cameras if funds allow.

**Financing**

	Fund Type	Grant Year	Grant	Funded Amount	Drawn In Program Year	Drawn Thru Program Year
CDBG	EN	2017	B17MC130018	\$25,993.00	\$25,993.00	\$25,993.00
<b>Total</b>	<b>Total</b>			<b>\$25,993.00</b>	<b>\$25,993.00</b>	<b>\$25,993.00</b>

**Proposed Accomplishments**

Housing Units : 2

**Actual Accomplishments**

*Number assisted:*

	<b>Owner</b>		<b>Renter</b>		<b>Total</b>		<b>Person</b>	
	Total	Hispanic	Total	Hispanic	Total	Hispanic	Total	Hispanic
White:	0	0	1	0	1	0	0	0
Black/African American:	0	0	5	0	5	0	0	0
Asian:	0	0	0	0	0	0	0	0
American Indian/Alaskan Native:	0	0	0	0	0	0	0	0
Native Hawaiian/Other Pacific Islander:	0	0	0	0	0	0	0	0
American Indian/Alaskan Native & White:	0	0	0	0	0	0	0	0
Asian White:	0	0	0	0	0	0	0	0
Black/African American & White:	0	0	0	0	0	0	0	0
American Indian/Alaskan Native & Black/African American:	0	0	0	0	0	0	0	0
Other multi-racial:	0	0	0	0	0	0	0	0
Asian/Pacific Islander:	0	0	0	0	0	0	0	0
Hispanic:	0	0	0	0	0	0	0	0
<b>Total:</b>	<b>0</b>	<b>0</b>	<b>6</b>	<b>0</b>	<b>6</b>	<b>0</b>	<b>0</b>	<b>0</b>
Female-headed Households:	0		6		6			



U.S. Department of Housing and Urban Development  
Office of Community Planning and Development  
Integrated Disbursement and Information System  
CDBG Activity Summary Report (GPR) for Program Year 2018  
ROSWELL

Date: 29-Mar-2019

Time: 10:53


Page: 30

*Income Category:*

	<b>Owner</b>	<b>Renter</b>	<b>Total</b>	<b>Person</b>
Extremely Low	0	3	3	0
Low Mod	0	3	3	0
Moderate	0	0	0	0
Non Low Moderate	0	0	0	0
Total	0	6	6	0
Percent Low/Mod		100.0%	100.0%	

**Annual Accomplishments**

<b>Years</b>	<b>Accomplishment Narrative</b>	<b># Benefitting</b>
2017	The Roswell Housing Authority was able to use its funds to fix the roofs and add security cameras to six units at 766 Myrtle and 195 Oak Street. This project exceeded its beneficiary goals by 4 units.	



U.S. Department of Housing and Urban Development  
 Office of Community Planning and Development  
 Integrated Disbursement and Information System  
 CDBG Activity Summary Report (GPR) for Program Year 2018  
 ROSWELL

Date: 29-Mar-2019  
 Time: 10:53  
 Page: 31

**PGM Year:** 2017  
**Project:** 0013 - Housing Initiative of North Fulton (HomeStretch) Repairs  
**IDIS Activity:** 67 - HomeStretch Repairs and Water Meters

**Status:** Completed 3/7/2019 12:00:00 AM  
**Location:** 89 Grove Way Roswell, GA 30075-4532  
**Objective:** Provide decent affordable housing  
**Outcome:** Affordability  
**Matrix Code:** Rehab; Multi-Unit Residential (14B)      **National Objective:** LMH

**Initial Funding Date:** 03/01/2018

**Description:**

This activity involves making repairs to 10 low to moderate income housing units and relocating water meters to provide better water flows for the residents after the new waterline is installed on Millbrook Circle.

**Financing**

	Fund Type	Grant Year	Grant	Funded Amount	Drawn In Program Year	Drawn Thru Program Year
CDBG	EN	2017	B17MC130018	\$24,537.00	\$12,768.00	\$12,768.00
<b>Total</b>	<b>Total</b>			<b>\$24,537.00</b>	<b>\$12,768.00</b>	<b>\$12,768.00</b>


**Proposed Accomplishments**

Housing Units : 10

**Actual Accomplishments**

Number assisted:

	Owner		Renter		Total		Person	
	Total	Hispanic	Total	Hispanic	Total	Hispanic	Total	Hispanic
White:	0	0	0	0	0	0	0	0
Black/African American:	0	0	13	1	13	1	0	0
Asian:	0	0	0	0	0	0	0	0
American Indian/Alaskan Native:	0	0	0	0	0	0	0	0
Native Hawaiian/Other Pacific Islander:	0	0	0	0	0	0	0	0
American Indian/Alaskan Native & White:	0	0	0	0	0	0	0	0
Asian White:	0	0	0	0	0	0	0	0
Black/African American & White:	0	0	0	0	0	0	0	0
American Indian/Alaskan Native & Black/African American:	0	0	0	0	0	0	0	0
Other multi-racial:	0	0	0	0	0	0	0	0
Asian/Pacific Islander:	0	0	0	0	0	0	0	0
Hispanic:	0	0	0	0	0	0	0	0
<b>Total:</b>	<b>0</b>	<b>0</b>	<b>13</b>	<b>1</b>	<b>13</b>	<b>1</b>	<b>0</b>	<b>0</b>
Female-headed Households:	0		13		13			



U.S. Department of Housing and Urban Development  
Office of Community Planning and Development  
Integrated Disbursement and Information System  
CDBG Activity Summary Report (GPR) for Program Year 2018  
ROSWELL

Date: 29-Mar-2019

Time: 10:53


Page: 32

*Income Category:*

	<b>Owner</b>	<b>Renter</b>	<b>Total</b>	<b>Person</b>
Extremely Low	0	3	3	0
Low Mod	0	3	3	0
Moderate	0	7	7	0
Non Low Moderate	0	0	0	0
Total	0	13	13	0
Percent Low/Mod		100.0%	100.0%	

**Annual Accomplishments**

<b>Years</b>	<b>Accomplishment Narrative</b>	<b># Benefiting</b>
2017	HomeStretch used its 2017 CDBG funds to repair 13 low to moderate income units.	



U.S. Department of Housing and Urban Development  
 Office of Community Planning and Development  
 Integrated Disbursement and Information System  
 CDBG Activity Summary Report (GPR) for Program Year 2018  
 ROSWELL

Date: 29-Mar-2019  
 Time: 10:53  
 Page: 33

**PGM Year:** 2017  
**Project:** 0009 - North Fulton Community Charities Security Fence  
**IDIS Activity:** 68 - NFCC Security Fence

**Status:** Open  
**Location:** 11270 Elkins Rd Roswell, GA 30076-1201

**Objective:** Create suitable living environments  
**Outcome:** Sustainability  
**Matrix Code:** Other Public Improvements Not Listed  
**National Objective:** LMC  
 in 03A-03S (03Z)

**Initial Funding Date:** 03/01/2018

**Description:**

This activity involves replacing the security fence around North Fulton Community Charities Emergency Assistance Center.

**Financing**

	Fund Type	Grant Year	Grant	Funded Amount	Drawn In Program Year	Drawn Thru Program Year
CDBG	EN	2017	B17MC130018	\$32,563.00	\$32,563.00	\$32,563.00
<b>Total</b>	<b>Total</b>			<b>\$32,563.00</b>	<b>\$32,563.00</b>	<b>\$32,563.00</b>

**Proposed Accomplishments**

People (General) : 500

**Actual Accomplishments**

Number assisted:

	Owner		Renter		Total		Person	
	Total	Hispanic	Total	Hispanic	Total	Hispanic	Total	Hispanic
White:	0	0	0	0	0	0		0
Black/African American:	0	0	0	0	0	0	0	0
Asian:	0	0	0	0	0	0	0	0
American Indian/Alaskan Native:	0	0	0	0	0	0	0	0
Native Hawaiian/Other Pacific Islander:	0	0	0	0	0	0	0	0
American Indian/Alaskan Native & White:	0	0	0	0	0	0	0	0
Asian White:	0	0	0	0	0	0	0	0
Black/African American & White:	0	0	0	0	0	0	0	0
American Indian/Alaskan Native & Black/African American:	0	0	0	0	0	0	0	0
Other multi-racial:	0	0	0	0	0	0	0	0
Asian/Pacific Islander:	0	0	0	0	0	0	0	0
Hispanic:	0	0	0	0	0	0	0	0
<b>Total:</b>	<b>0</b>	<b>0</b>	<b>0</b>	<b>0</b>	<b>0</b>	<b>0</b>	<b>0</b>	<b>0</b>
Female-headed Households:	0		0		0			



U.S. Department of Housing and Urban Development  
Office of Community Planning and Development  
Integrated Disbursement and Information System  
CDBG Activity Summary Report (GPR) for Program Year 2018  
ROSWELL

Date: 29-Mar-2019

Time: 10:53

Page: 34

*Income Category:*

	<b>Owner</b>	<b>Renter</b>	<b>Total</b>	<b>Person</b>
Extremely Low	0	0	0	0
Low Mod	0	0	0	0
Moderate	0	0	0	0
Non Low Moderate	0	0	0	0
Total	0	0	0	0
Percent Low/Mod				

**Annual Accomplishments**

No data returned for this view. This might be because the applied filter excludes all data.



U.S. Department of Housing and Urban Development  
 Office of Community Planning and Development  
 Integrated Disbursement and Information System  
 CDBG Activity Summary Report (GPR) for Program Year 2018  
 ROSWELL

Date: 29-Mar-2019  
 Time: 10:53  
 Page: 35

**PGM Year:** 2017  
**Project:** 0011 - Senior Services TOPS Program  
**IDIS Activity:** 69 - Senior Services TOPS Program (2017)

**Status:** Completed 3/5/2019 12:00:00 AM  
**Location:** 3060 Royal Blvd S Alpharetta, GA 30022-1404

**Objective:** Create suitable living environments  
**Outcome:** Availability/accessibility  
**Matrix Code:** Transportation Services (05E)      **National Objective:** LMC

**Initial Funding Date:** 03/01/2018

**Description:**  
 This activity involves providing transportation for Seniors to and from medical appointments.

**Financing**

	Fund Type	Grant Year	Grant	Funded Amount	Drawn In Program Year	Drawn Thru Program Year
CDBG	EN	2017	B17MC130018	\$9,923.00	\$7,628.57	\$7,628.57
<b>Total</b>	<b>Total</b>			<b>\$9,923.00</b>	<b>\$7,628.57</b>	<b>\$7,628.57</b>

**Proposed Accomplishments**


People (General) : 15

**Actual Accomplishments**

*Number assisted:*

	<b>Owner</b>		<b>Renter</b>		<b>Total</b>		<b>Person</b>	
	Total	Hispanic	Total	Hispanic	Total	Hispanic	Total	Hispanic
White:	0	0	0	0	0	0	29	1
Black/African American:	0	0	0	0	0	0	6	0
Asian:	0	0	0	0	0	0	3	0
American Indian/Alaskan Native:	0	0	0	0	0	0	0	0
Native Hawaiian/Other Pacific Islander:	0	0	0	0	0	0	0	0
American Indian/Alaskan Native & White:	0	0	0	0	0	0	0	0
Asian White:	0	0	0	0	0	0	0	0
Black/African American & White:	0	0	0	0	0	0	0	0
American Indian/Alaskan Native & Black/African American:	0	0	0	0	0	0	0	0
Other multi-racial:	0	0	0	0	0	0	0	0
Asian/Pacific Islander:	0	0	0	0	0	0	0	0
Hispanic:	0	0	0	0	0	0	0	0
<b>Total:</b>	<b>0</b>	<b>0</b>	<b>0</b>	<b>0</b>	<b>0</b>	<b>0</b>	<b>38</b>	<b>1</b>
Female-headed Households:	0		0		0			





U.S. Department of Housing and Urban Development  
Office of Community Planning and Development  
Integrated Disbursement and Information System  
CDBG Activity Summary Report (GPR) for Program Year 2018  
ROSWELL

Date: 29-Mar-2019

Time: 10:53

Page: 36

*Income Category:*

	<b>Owner</b>	<b>Renter</b>	<b>Total</b>	<b>Person</b>
Extremely Low	0	0	0	15
Low Mod	0	0	0	7
Moderate	0	0	0	16
Non Low Moderate	0	0	0	0
Total	0	0	0	38
Percent Low/Mod				100.0%

**Annual Accomplishments**

<b>Years</b>	<b>Accomplishment Narrative</b>	<b># Benefitting</b>
2017	Senior Services North Fulton used the 2017 CDBG funds to provide transportation to and from medical appointments for 38 Roswell Seniors.	



U.S. Department of Housing and Urban Development  
 Office of Community Planning and Development  
 Integrated Disbursement and Information System  
 CDBG Activity Summary Report (GPR) for Program Year 2018  
 ROSWELL

Date: 29-Mar-2019  
 Time: 10:53  
 Page: 37

**PGM Year:** 2017  
**Project:** 0012 - YMCA Afterschool Scholarships  
**IDIS Activity:** 70 - YMCA Afterschool Scholarships

**Status:** Completed 6/21/2018 12:00:00 AM  
**Location:** 3655 Preston Ridge Rd Alpharetta, GA 30005-3824

**Objective:** Create suitable living environments  
**Outcome:** Availability/accessibility  
**Matrix Code:** Youth Services (05D)

**National Objective:** LMC

**Initial Funding Date:** 03/01/2018

**Description:**  
 This activity involves providing scholarships to low to moderate income children to attend the YMCA's afterschool program at Roswell-area elementary schools.

**Financing**

	Fund Type	Grant Year	Grant	Funded Amount	Drawn In Program Year	Drawn Thru Program Year
CDBG	EN	2017	B17MC130018	\$7,345.00	\$7,345.00	\$7,345.00
<b>Total</b>	<b>Total</b>			<b>\$7,345.00</b>	<b>\$7,345.00</b>	<b>\$7,345.00</b>


**Proposed Accomplishments**

People (General) : 10

**Actual Accomplishments**

*Number assisted:*

	<b>Owner</b>		<b>Renter</b>		<b>Total</b>		<b>Person</b>	
	Total	Hispanic	Total	Hispanic	Total	Hispanic	Total	Hispanic
White:	0	0	0	0	0	0	2	2
Black/African American:	0	0	0	0	0	0	7	0
Asian:	0	0	0	0	0	0	0	0
American Indian/Alaskan Native:	0	0	0	0	0	0	0	0
Native Hawaiian/Other Pacific Islander:	0	0	0	0	0	0	0	0
American Indian/Alaskan Native & White:	0	0	0	0	0	0	0	0
Asian White:	0	0	0	0	0	0	0	0
Black/African American & White:	0	0	0	0	0	0	0	0
American Indian/Alaskan Native & Black/African American:	0	0	0	0	0	0	0	0
Other multi-racial:	0	0	0	0	0	0	1	0
Asian/Pacific Islander:	0	0	0	0	0	0	0	0
Hispanic:	0	0	0	0	0	0	0	0
<b>Total:</b>	<b>0</b>	<b>0</b>	<b>0</b>	<b>0</b>	<b>0</b>	<b>0</b>	<b>10</b>	<b>2</b>
Female-headed Households:	0		0		0			



U.S. Department of Housing and Urban Development  
Office of Community Planning and Development  
Integrated Disbursement and Information System  
CDBG Activity Summary Report (GPR) for Program Year 2018  
ROSWELL

Date: 29-Mar-2019

Time: 10:53

Page: 38

*Income Category:*

	<b>Owner</b>	<b>Renter</b>	<b>Total</b>	<b>Person</b>
Extremely Low	0	0	0	1
Low Mod	0	0	0	7
Moderate	0	0	0	2
Non Low Moderate	0	0	0	0
Total	0	0	0	10
Percent Low/Mod				100.0%

**Annual Accomplishments**

<b>Years</b>	<b>Accomplishment Narrative</b>	<b># Benefitting</b>
2017	The YMCA was able to use the CDBG funds to provide afterschool scholarships to 10 Roswell students (3 at Esther Jackson Elementary, 3 at Hillside Elementary, 2 at Mimosa Elementary, 1 at Roswell North Elementary, and 1 at Vickery Mill Elementary)	



U.S. Department of Housing and Urban Development  
 Office of Community Planning and Development  
 Integrated Disbursement and Information System  
 CDBG Activity Summary Report (GPR) for Program Year 2018  
 ROSWELL

Date: 29-Mar-2019  
 Time: 10:53  
 Page: 39

**PGM Year:** 2017  
**Project:** 0006 - Families First Crisis Counseling  
**IDIS Activity:** 71 - Families First Crisis Counseling

**Status:** Canceled 8/20/2018 4:06:11 PM  
**Location:** 89 Grove Way Roswell, GA 30075-4532

**Objective:** Create suitable living environments  
**Outcome:** Affordability  
**Matrix Code:** Health Facilities (03P)

**National Objective:** LMC

**Initial Funding Date:** 03/23/2018

**Description:**

Families First will use the CDBG funds to provide crisis counseling to Roswell families from their satellite office at 89 Grove Way.

**Financing**

No data returned for this view. This might be because the applied filter excludes all data.


**Proposed Accomplishments**

Public Facilities : 5

**Actual Accomplishments**

*Number assisted:*

	Owner		Renter		Total		Person	
	Total	Hispanic	Total	Hispanic	Total	Hispanic	Total	Hispanic
White:	0	0	0	0	0	0		0
Black/African American:	0	0	0	0	0	0	0	0
Asian:	0	0	0	0	0	0	0	0
American Indian/Alaskan Native:	0	0	0	0	0	0	0	0
Native Hawaiian/Other Pacific Islander:	0	0	0	0	0	0	0	0
American Indian/Alaskan Native & White:	0	0	0	0	0	0	0	0
Asian White:	0	0	0	0	0	0	0	0
Black/African American & White:	0	0	0	0	0	0	0	0
American Indian/Alaskan Native & Black/African American:	0	0	0	0	0	0	0	0
Other multi-racial:	0	0	0	0	0	0	0	0
Asian/Pacific Islander:	0	0	0	0	0	0	0	0



U.S. Department of Housing and Urban Development  
 Office of Community Planning and Development  
 Integrated Disbursement and Information System  
 CDBG Activity Summary Report (GPR) for Program Year 2018  
 ROSWELL

Date: 29-Mar-2019  
 Time: 10:53  
 Page: 40

Hispanic:	0	0	0	0	0	0	0	0
<b>Total:</b>	<b>0</b>	<b>0</b>	<b>0</b>	<b>0</b>	<b>0</b>	<b>0</b>	<b>0</b>	<b>0</b>
Female-headed Households:	0		0		0			

*Income Category:*

	<b>Owner</b>	<b>Renter</b>	<b>Total</b>	<b>Person</b>
Extremely Low	0	0	0	0
Low Mod	0	0	0	0
Moderate	0	0	0	0
Non Low Moderate	0	0	0	0
Total	0	0	0	0
Percent Low/Mod				

**Annual Accomplishments**

No data returned for this view. This might be because the applied filter excludes all data.



U.S. Department of Housing and Urban Development  
Office of Community Planning and Development  
Integrated Disbursement and Information System  
CDBG Activity Summary Report (GPR) for Program Year 2018  
ROSWELL

Date: 29-Mar-2019

Time: 10:53

Page: 41

---

<b>Total Funded Amount:</b>	<b>\$1,065,472.00</b>
<b>Total Drawn Thru Program Year:</b>	<b>\$841,124.05</b>
<b>Total Drawn In Program Year:</b>	<b>\$558,347.26</b>

U.S. Department of Housing and Urban Development  
 Office of Community Planning and Development  
 Integrated Disbursement and Information System  
 Drawdown Report by Project and Activity  
 ROSWELL , GA

REPORT FOR PROGRAM : CDBG  
 PGM YR : 2018  
 PROJECT : ALL  
 ACTIVITY : ALL

EN

Program Year/ Project	IDIS Act ID	Activity Name	Prior Year	Voucher Number	Line Item	Voucher Status	LOCCS Send Date	Grant Year	Grant Number	Fund Type	Drawn Amount	
2018 6	72	Habitat-Home Repair Program		6238118	7	Completed	2/21/2019	2018	B18MC130018	EN	\$11,425.00	
											Activity Total	\$11,425.00
											Project Total	11,425.00
											Program Year 2018 Total	11,425.00

U.S. DEPARTMENT OF HOUSING AND URBAN  
DEVELOPMENT  
OFFICE OF COMMUNITY PLANNING AND DEVELOPMENT  
PR06 - Summary of Consolidated Plan Projects for Report  
Year

DATE: 3/29/2019  
TIME: 10:57:02 AM  
PAGE: 1/1

IDIS

Plan IDIS Year Project	Project Title and Description	Program	Project Estimate	Committed Amount	Amount Drawn Thru Report Year	Amount Available to Draw	Amount Drawn in Report Year	
2018 1	Child Development Association-Security Improvements	This project involves making surveillance, security, and active threat response improvements to the Child Development Center which not only serves as a school for low-income children, but also serves as office space for other Roswell nonprofits.	CDBG	\$30,000.00	\$30,000.00	\$0.00	\$30,000.00	\$0.00
2	City of Roswell-Administration and Planning	Administration and planning for the City's Community Development Block Grant (CDBG) Program.	CDBG	\$93,297.00	\$93,297.00	\$0.00	\$93,297.00	\$0.00
3	Drake House-Drake Village HVAC Replacement	This project involves replacing up to eight HVAC's in the Drake House's newly acquired Drake Village which serve as transitional housing for Drake House graduates.	CDBG	\$22,291.00	\$22,291.00	\$0.00	\$22,291.00	\$0.00
4	Easter Seals-Mansell Center Repairs	This project involves appliance replacement, painting, and minor repairs to the Mansell Center school.	CDBG	\$8,490.00	\$8,490.00	\$0.00	\$8,490.00	\$0.00
5	Enable-Home Repairs	This project involves rehabilitating four group homes in Roswell for special needs adults.	CDBG	\$72,550.00	\$72,550.00	\$0.00	\$72,550.00	\$0.00
6	Habitat-Home Repair Program	This project involves Habitat for Humanity of North Central Georgia making home repairs for low-mod homeowners in Roswell.	CDBG	\$50,000.00	\$50,000.00	\$0.00	\$50,000.00	\$0.00
7	HomeStretch-Millbrook Repairs	This project involves making repairs to HomeStretch's low-mod housing units on Millbrook Circle.	CDBG	\$43,875.00	\$43,875.00	\$0.00	\$43,875.00	\$0.00
8	Housing Authority-Myrtle Street Repairs	This project involves making repairs and accessibility improvements to the 28 low income units at Myrtle Street Apartments.	CDBG	\$41,200.00	\$41,200.00	\$0.00	\$41,200.00	\$0.00
9	NFCC-Emergency Assistance Center Expansion		CDBG	\$76,544.00	\$76,544.00	\$0.00	\$76,544.00	\$0.00
10	Senior Services-TOPS Program	This project involves funding for Senior Services North Fulton's Transportation Options for Seniors (TOPS) Program which provides transportation for Seniors to and from medical appointments.	CDBG	\$20,000.00	\$20,000.00	\$0.00	\$20,000.00	\$0.00
11	YMCA-After School Scholarships	This project involves providing low income youths with scholarships to the YMCA's after school program at Roswell elementary schools.	CDBG	\$8,238.00	\$8,238.00	\$0.00	\$8,238.00	\$0.00





U.S. Department of Housing and Urban Development  
 Office of Community Planning and Development  
 Integrated Disbursement and Information System  
 CDBG Summary of Accomplishments  
 Program Year: 2018

DATE: 03-29-19  
 TIME: 10:57  
 PAGE: 1

ROSWELL

Count of CDBG Activities with Disbursements by Activity Group & Matrix Code

Activity Group	Activity Category	Open Count	Open Activities Disbursed	Completed Count	Completed Activities Disbursed	Program Year Count	Total Activities Disbursed
Housing	Rehab; Single-Unit Residential (14A)	0	\$0.00	2	\$37,687.00	2	\$37,687.00
	Rehab; Multi-Unit Residential (14B)	0	\$0.00	3	\$38,761.00	3	\$38,761.00
	<b>Total Housing</b>	<b>0</b>	<b>\$0.00</b>	<b>5</b>	<b>\$76,448.00</b>	<b>5</b>	<b>\$76,448.00</b>
Public Facilities and Improvements	Homeless Facilities (not operating costs) (03C)	1	\$14,460.80	0	\$0.00	1	\$14,460.80
	Parks, Recreational Facilities (03F)	0	\$0.00	1	\$2,294.32	1	\$2,294.32
	Water/Sewer Improvements (03J)	1	\$151,517.00	1	\$50,133.00	2	\$201,650.00
	Child Care Centers (03M)	0	\$0.00	2	\$160,655.00	2	\$160,655.00
	Other Public Improvements Not Listed in 03A-03S (03Z)	1	\$32,563.00	0	\$0.00	1	\$32,563.00
	<b>Total Public Facilities and Improvements</b>	<b>3</b>	<b>\$198,540.80</b>	<b>4</b>	<b>\$213,082.32</b>	<b>7</b>	<b>\$411,623.12</b>
	<b>Public Services</b>	<b>Youth Services (05D)</b>	<b>0</b>	<b>\$0.00</b>	<b>2</b>	<b>\$16,299.00</b>	<b>2</b>
	<b>Transportation Services (05E)</b>	<b>0</b>	<b>\$0.00</b>	<b>1</b>	<b>\$7,628.57</b>	<b>1</b>	<b>\$7,628.57</b>
	<b>Total Public Services</b>	<b>0</b>	<b>\$0.00</b>	<b>3</b>	<b>\$23,927.57</b>	<b>3</b>	<b>\$23,927.57</b>
General Administration and Planning	Planning (20)	1	\$5,923.28	0	\$0.00	1	\$5,923.28
	General Program Administration (21A)	1	\$0.00	2	\$40,425.29	3	\$40,425.29
	<b>Total General Administration and Planning</b>	<b>2</b>	<b>\$5,923.28</b>	<b>2</b>	<b>\$40,425.29</b>	<b>4</b>	<b>\$46,348.57</b>
<b>Grand Total</b>		<b>5</b>	<b>\$204,464.08</b>	<b>14</b>	<b>\$353,883.18</b>	<b>19</b>	<b>\$558,347.26</b>



U.S. Department of Housing and Urban Development  
 Office of Community Planning and Development  
 Integrated Disbursement and Information System  
 CDBG Summary of Accomplishments  
 Program Year: 2018

DATE: 03-29-19  
 TIME: 10:57  
 PAGE: 2

ROSWELL

CDBG Sum of Actual Accomplishments by Activity Group and Accomplishment Type

Activity Group	Matrix Code	Accomplishment Type	Open Count	Completed Count	Program Year Totals
Housing	Rehab; Single-Unit Residential (14A)	Housing Units	0	3	3
	Rehab; Multi-Unit Residential (14B)	Housing Units	0	22	22
	Total Housing		0	25	25
Public Facilities and Improvements	Homeless Facilities (not operating costs) (03C)	Public Facilities	0	0	0
	Parks, Recreational Facilities (03F)	Public Facilities	0	663	663
	Water/Sewer Improvements (03J)	Persons	0	54	54
	Child Care Centers (03M)	Public Facilities	0	402	402
	Other Public Improvements Not Listed in 03A-03S (03Z)	Persons	0	0	0
	Total Public Facilities and Improvements		0	1,119	1,119
Public Services	Youth Services (05D)	Persons	0	205	205
	Transportation Services (05E)	Persons	0	38	38
	Total Public Services		0	243	243
Grand Total			0	1,387	1,387



ROSWELL

CDBG Beneficiaries by Racial / Ethnic Category

Housing-Non Housing	Race	Total Persons	Total Hispanic		Total Hispanic Households
			Persons	Total Households	
Housing	White	0	0	5	0
	Black/African American	0	0	20	1
	<b>Total Housing</b>	<b>0</b>	<b>0</b>	<b>25</b>	<b>1</b>
Non Housing	White	843	228	0	0
	Black/African American	394	0	0	0
	Asian	10	0	0	0
	Other multi-racial	115	91	0	0
	<b>Total Non Housing</b>	<b>1,362</b>	<b>319</b>	<b>0</b>	<b>0</b>
Grand Total	White	843	228	5	0
	Black/African American	394	0	20	1
	Asian	10	0	0	0
	Other multi-racial	115	91	0	0
	<b>Total Grand Total</b>	<b>1,362</b>	<b>319</b>	<b>25</b>	<b>1</b>



U.S. Department of Housing and Urban Development  
Office of Community Planning and Development  
Integrated Disbursement and Information System  
CDBG Summary of Accomplishments  
Program Year: 2018

DATE: 03-29-19  
TIME: 10:57  
PAGE: 4

ROSWELL

CDBG Beneficiaries by Income Category

No data returned for this view. This might be because the applied filter excludes all data.



Office of Community Planning and Development  
 U.S. Department of Housing and Urban Development  
 Integrated Disbursement and Information System  
 PR26 - CDBG Financial Summary Report  
 Program Year 2018  
 ROSWELL , GA

DATE: 03-29-19  
 TIME: 10:58  
 PAGE: 1

PART I: SUMMARY OF CDBG RESOURCES

01 UNEXPENDED CDBG FUNDS AT END OF PREVIOUS PROGRAM YEAR	771,158.28
02 ENTITLEMENT GRANT	466,485.00
03 SURPLUS URBAN RENEWAL	0.00
04 SECTION 108 GUARANTEED LOAN FUNDS	0.00
05 CURRENT YEAR PROGRAM INCOME	0.00
05a CURRENT YEAR SECTION 108 PROGRAM INCOME (FOR SI TYPE)	0.00
06 FUNDS RETURNED TO THE LINE-OF-CREDIT	0.00
06a FUNDS RETURNED TO THE LOCAL CDBG ACCOUNT	0.00
07 ADJUSTMENT TO COMPUTE TOTAL AVAILABLE	0.00
08 TOTAL AVAILABLE (SUM, LINES 01-07)	1,237,643.28

PART II: SUMMARY OF CDBG EXPENDITURES

09 DISBURSEMENTS OTHER THAN SECTION 108 REPAYMENTS AND PLANNING/ADMINISTRATION	511,998.69
10 ADJUSTMENT TO COMPUTE TOTAL AMOUNT SUBJECT TO LOW/MOD BENEFIT	0.00
11 AMOUNT SUBJECT TO LOW/MOD BENEFIT (LINE 09 + LINE 10)	511,998.69
12 DISBURSED IN IDIS FOR PLANNING/ADMINISTRATION	46,348.57
13 DISBURSED IN IDIS FOR SECTION 108 REPAYMENTS	0.00
14 ADJUSTMENT TO COMPUTE TOTAL EXPENDITURES	0.00
15 TOTAL EXPENDITURES (SUM, LINES 11-14)	558,347.26
16 UNEXPENDED BALANCE (LINE 08 - LINE 15)	679,296.02

PART III: LOWMOD BENEFIT THIS REPORTING PERIOD

17 EXPENDED FOR LOW/MOD HOUSING IN SPECIAL AREAS	0.00
18 EXPENDED FOR LOW/MOD MULTI-UNIT HOUSING	0.00
19 DISBURSED FOR OTHER LOW/MOD ACTIVITIES	473,237.69
20 ADJUSTMENT TO COMPUTE TOTAL LOW/MOD CREDIT	0.00
21 TOTAL LOW/MOD CREDIT (SUM, LINES 17-20)	473,237.69
22 PERCENT LOW/MOD CREDIT (LINE 21/LINE 11)	92.43%

LOW/MOD BENEFIT FOR MULTI-YEAR CERTIFICATIONS

23 PROGRAM YEARS(PY) COVERED IN CERTIFICATION	PY: PY: PY:
24 CUMULATIVE NET EXPENDITURES SUBJECT TO LOW/MOD BENEFIT CALCULATION	0.00
25 CUMULATIVE EXPENDITURES BENEFITING LOW/MOD PERSONS	0.00
26 PERCENT BENEFIT TO LOW/MOD PERSONS (LINE 25/LINE 24)	0.00%

PART IV: PUBLIC SERVICE (PS) CAP CALCULATIONS

27 DISBURSED IN IDIS FOR PUBLIC SERVICES	23,927.57
28 PS UNLIQUIDATED OBLIGATIONS AT END OF CURRENT PROGRAM YEAR	28,239.07
29 PS UNLIQUIDATED OBLIGATIONS AT END OF PREVIOUS PROGRAM YEAR	34,772.07
30 ADJUSTMENT TO COMPUTE TOTAL PS OBLIGATIONS	0.00
31 TOTAL PS OBLIGATIONS (LINE 27 + LINE 28 - LINE 29 + LINE 30)	17,394.57
32 ENTITLEMENT GRANT	466,485.00
33 PRIOR YEAR PROGRAM INCOME	0.00
34 ADJUSTMENT TO COMPUTE TOTAL SUBJECT TO PS CAP	0.00
35 TOTAL SUBJECT TO PS CAP (SUM, LINES 32-34)	466,485.00
36 PERCENT FUNDS OBLIGATED FOR PS ACTIVITIES (LINE 31/LINE 35)	3.73%

PART V: PLANNING AND ADMINISTRATION (PA) CAP

37 DISBURSED IN IDIS FOR PLANNING/ADMINISTRATION	46,348.57
38 PA UNLIQUIDATED OBLIGATIONS AT END OF CURRENT PROGRAM YEAR	236,997.34
39 PA UNLIQUIDATED OBLIGATIONS AT END OF PREVIOUS PROGRAM YEAR	199,310.29
40 ADJUSTMENT TO COMPUTE TOTAL PA OBLIGATIONS	0.00
41 TOTAL PA OBLIGATIONS (LINE 37 + LINE 38 - LINE 39 +LINE 40)	84,035.62
42 ENTITLEMENT GRANT	466,485.00
43 CURRENT YEAR PROGRAM INCOME	0.00
44 ADJUSTMENT TO COMPUTE TOTAL SUBJECT TO PA CAP	0.00
45 TOTAL SUBJECT TO PA CAP (SUM, LINES 42-44)	466,485.00
46 PERCENT FUNDS OBLIGATED FOR PA ACTIVITIES (LINE 41/LINE 45)	18.01%



Office of Community Planning and Development  
 U.S. Department of Housing and Urban Development  
 Integrated Disbursement and Information System  
 PR26 - CDBG Financial Summary Report  
 Program Year 2018  
 ROSWELL, GA

DATE: 03-29-19  
 TIME: 10:58  
 PAGE: 2

LINE 17 DETAIL: ACTIVITIES TO CONSIDER IN DETERMINING THE AMOUNT TO ENTER ON LINE 17

Report returned no data.

LINE 18 DETAIL: ACTIVITIES TO CONSIDER IN DETERMINING THE AMOUNT TO ENTER ON LINE 18

Report returned no data.

LINE 19 DETAIL: ACTIVITIES INCLUDED IN THE COMPUTATION OF LINE 19

Plan Year	IDIS Project	IDIS Activity	Voucher Number	Activity Name	Matrix Code	National Objective	Drawn Amount
2017	3	63	6156920	Drake House HVAC and Pavilion	03C	LMC	\$14,460.80
					03C	Matrix Code	\$14,460.80
2015	3	45	6156920	Recreation and Parks Waller Park Extension	03F	LMC	\$2,294.32
					03F	Matrix Code	\$2,294.32
2015	2	60	6156920	Grove Way Waterline Replacement	03J	LMC	\$50,133.00
2017	2	62	6183183	Millbrook Circle Waterline	03J	LMC	\$58,411.44
2017	2	62	6190505	Millbrook Circle Waterline	03J	LMC	\$77,876.56
2017	2	62	6203604	Millbrook Circle Waterline	03J	LMC	\$15,229.00
					03J	Matrix Code	\$201,650.00
2016	1	52	6156920	CDA Intersection Improvements	03M	LMC	\$55,655.00
2016	1	52	6183183	CDA Intersection Improvements	03M	LMC	\$35,000.00
2016	1	52	6203604	CDA Intersection Improvements	03M	LMC	\$70,000.00
					03M	Matrix Code	\$160,655.00
2017	9	68	6183183	NFCC Security Fence	03Z	LMC	\$32,563.00
					03Z	Matrix Code	\$32,563.00
2017	4	64	6190505	Easter Seals STEM Integration	05D	LMC	\$8,954.00
2017	12	70	6156920	YMCA Afterschool Scholarships	05D	LMC	\$7,345.00
					05D	Matrix Code	\$16,299.00
2017	11	69	6156920	Senior Services TOPS Program (2017)	05E	LMC	\$1,087.25
2017	11	69	6183183	Senior Services TOPS Program (2017)	05E	LMC	\$2,427.00
2017	11	69	6190505	Senior Services TOPS Program (2017)	05E	LMC	\$2,754.32
2017	11	69	6203604	Senior Services TOPS Program (2017)	05E	LMC	\$1,360.00
					05E	Matrix Code	\$7,628.57
2017	5	65	6156920	Enable Housing Repairs	14A	LMH	\$19,512.00
2017	10	59	6130930	Habitat for Humanity Repairs	14A	LMH	\$18,175.00
					14A	Matrix Code	\$37,687.00
Total							\$473,237.69

LINE 27 DETAIL: ACTIVITIES INCLUDED IN THE COMPUTATION OF LINE 27

Plan Year	IDIS Project	IDIS Activity	Voucher Number	Activity Name	Matrix Code	National Objective	Drawn Amount
2017	4	64	6190505	Easter Seals STEM Integration	05D	LMC	\$8,954.00
2017	12	70	6156920	YMCA Afterschool Scholarships	05D	LMC	\$7,345.00
					05D	Matrix Code	\$16,299.00
2017	11	69	6156920	Senior Services TOPS Program (2017)	05E	LMC	\$1,087.25
2017	11	69	6183183	Senior Services TOPS Program (2017)	05E	LMC	\$2,427.00
2017	11	69	6190505	Senior Services TOPS Program (2017)	05E	LMC	\$2,754.32
2017	11	69	6203604	Senior Services TOPS Program (2017)	05E	LMC	\$1,360.00
					05E	Matrix Code	\$7,628.57
Total							\$23,927.57

LINE 37 DETAIL: ACTIVITIES INCLUDED IN THE COMPUTATION OF LINE 37



Office of Community Planning and Development  
 U.S. Department of Housing and Urban Development  
 Integrated Disbursement and Information System  
 PR26 - CDBG Financial Summary Report  
 Program Year 2018  
 ROSWELL , GA

DATE: 03-29-19  
 TIME: 10:58  
 PAGE: 3

Plan Year	IDIS Project	IDIS Activity	Voucher Number	Activity Name	Matrix Code	National Objective	Drawn Amount
2016	10	57	6190505	Administration and Planning	20		\$2,312.14
2016	10	57	6203604	Administration and Planning	20		\$3,611.14
					20	Matrix Code	\$5,923.28
2015	13	42	6156920	City of Roswell Administration and Planning	21A		\$26,226.28
2015	13	42	6183183	City of Roswell Administration and Planning	21A		\$11,102.49
2015	13	42	6190505	City of Roswell Administration and Planning	21A		\$3,096.52
					21A	Matrix Code	\$40,425.29
<b>Total</b>							<b>\$46,348.57</b>

Public Facilities and Infrastructure

	Create Suitable Living			Provide Decent Housing			Create Economic Opportunities			Total
	Access	Afford	Sustain	Access	Afford	Sustain	Access	Afford	Sustain	
Number of Persons Assisted										
with new access to a facility	0	0	0	0	0	0	0	0	0	0
with improved access to a facility	0	0	0	0	0	0	0	0	0	0
with access to a facility that is no longer substandard	0	0	0	0	0	0	0	0	0	0
Totals :	0	0	0	0	0	0	0	0	0	0

Number of Households Assisted										
with new access to a facility	0	0	0	0	0	0	0	0	0	0
with improved access to a facility	0	0	0	0	0	0	0	0	0	0
with access to a facility that is no longer substandard	0	0	0	0	0	0	0	0	0	0
Totals :	0	0	0	0	0	0	0	0	0	0

Public Services

	Create Suitable Living			Provide Decent Housing			Create Economic Opportunities			Total
	Access	Afford	Sustain	Access	Afford	Sustain	Access	Afford	Sustain	
Number of Persons Assisted										
with new (or continuing) access to a service	0	0	0	0	0	0	0	0	0	0
with improved (or continuing) access to a service	0	0	0	0	0	0	0	0	0	0
with new access to a service that is no longer substandard	0	0	0	0	0	0	0	0	0	0
Totals :	0	0	0	0	0	0	0	0	0	0























Local Target area Name Census Tract 0114.05 - Type: Comprehensive	Total
Number of new businesses assisted	0
Number of existing businesses assisted	0
Number of jobs created or retained in area	0
Amount of funds leveraged	0
Number of LMI persons assisted	
By direct benefit activities	0
By area benefit activities	0
Number of LMI households assisted	0
Number of acres of brownfields remediated	0
Number with new access to public facilities/improvements	717
Number of business facades/buildings rehabilitated	0
Slum/blight demolition	0
Optional indicators	
% Crime rates reduced	0
% Property values increased	0
% Housing code violations reduced	0
% Business occupancy rates increased	0
% Employment rates increased	0
% Homeownership rates increased	0
<hr/>	
Totals for all Local Target areas	
<hr/>	
Number of new businesses assisted	0
Number of existing businesses assisted	0
Number of jobs created or retained in area	0
Amount of funds leveraged	0
Number of LMI persons assisted	
By direct benefit activities	0
By area benefit activities	0
Number of LMI households assisted	0
Number of acres of brownfields remediated	0
Number with new access to public facilities/improvements	717
Number of business facades/buildings rehabilitated	0
Slum/blight demolition	0

Totals for all Areas

---

Number of new businesses assisted	0
Number of existing businesses assisted	0
Number of jobs created or retained in area	0
Amount of funds leveraged	0
Number of LMI persons assisted	
By direct benefit activities	0
By area benefit activities	0
Number of LMI households assisted	0
Number of acres of brownfields remediated	0
Number with new access to public facilities/improvements	717
Number of business facades/buildings rehabilitated	0
Slum/blight demolition	0

---